

MEDICAL



COLLECTORS



ASSOCIATION

M. Donald Blaurox, M.D., Ph.D.  
*President*

Montefiore Medical Park  
1695A Eastchester Road  
Bronx, New York 10461  
Phone: (718) 405-8454  
FAX: (718) 824-0625  
Email: blaurox@aecom.yu.edu

## NEWSLETTER NO.29

June, 1996

Normally, the first Newsletter of the year would be sent out after the MCA Meeting. This gives me an opportunity to review the presentations that make up the meeting program. However, this year since the meeting will not be held until September, the first Newsletter precedes that and we will discuss the events of the meeting in the second Newsletter. Also in view of the late timing of the meeting, it is appropriate now to ask for volunteers for the meeting for 1997. The time that appears to be most convenient for everyone is in the Spring but this date is negotiable. The responsibilities of the host of the meeting are to organize the speakers, arrange for a meeting site and for the group dinner. Please contact me if you are interested in serving in this function. The earlier the better.


I have received relatively few announcements of any significant activities in the field of medical antique collecting during the past several months. However, a number of interesting enclosures are included. These are an announcement of a new book on Spectacles by Bill Rosenthal, an announcement from Auction Team Koln, and a number of interesting publications from the New York Academy of Medicine

which is preparing to celebrate its 150th Anniversary. Also enclosed is the announcement of a new medical exhibit at Ellis Island. Greybird Publishing has now offered a patent search process and an order form is enclosed. Also enclosed is a news release from the Society Of Civil War Surgeons, Inc.

Membership in the group remains strong with the usual ten or fifteen members dropping out at the end of the year and ten or fifteen taking their place. I suspect that some individuals join to obtain the list of members but the majority wish to have their names and addresses available to facilitate communication so we will continue this practice. Judging from the prices that are being achieved at the various auction houses and in the medical antique catalogues, interest in this area certainly is stronger than ever. If any of you have any announcements that would be of interest to the general membership or are aware of activities that we should know about,

please let me know so that I can pass it along with the Newsletter.

A recent development related to communication is the entry of medical collecting on the World Wide Web. There are a number of Web sites in the area of medical history and one in particular which was created a couple of years ago, and became dormant, has once again become active with a considerable amount of



useful information. This Web site is run by Thomas E. Jones, a medical student from Duke University, whose e-mail address is [tj@acpub.duke.edu](mailto:tj@acpub.duke.edu), and whose Web address is [www.duke.edu/~tj/index.html](http://www.duke.edu/~tj/index.html). I will enclose a few pages from his Web home page for your information and guidance in the next Newsletter if I can get him to answer his e-mail.

A number of other medical antique related activities are beginning to appear on the Web and I invite all of you to submit addresses to me so that I can publish them with each of the Newsletters for those of you who have succumbed to the electronic age. Going from one extreme to the other let me describe my choices for inclusion in this Newsletter. The concept of counterirritation was an extremely important one throughout medical history and right into the 20th Century. Perhaps the most interesting antique that embodies this concept is the Lebenswecker. This device was invented by Baunscheidt. Although many of you have seen the Lebenswecker, it is not general knowledge that Baunscheidt wrote a book about this device.

I have chosen to include in this Newsletter a number of interesting examples taken from that volume. Although the subject of counterirritation has been discussed in the past, we have a large number of new members and I thought that this would be an interesting subject to review.

I have chosen two patents to include, each for similar reasons. These are patents obtained in the 20th Century for monaural stethoscopes. One would have thought by the time these patents were applied for that most physicians would have switched over to the more effective binaural device but apparently there was still considerable activity. Both of these are also notable in that they are monaural stethoscopes invented by Europeans applying for an American patent. I think they provide some insight into later day attitudes towards monaural devices. They also provide some reason for caution in dating monaural stethoscopes. Some years ago I visited a very old shop in New York City which was a surgical supply house for many years. The owner allowed me to go through some of his stock and I discovered an interesting wooden fetal stethoscope. Although most of us on seeing this device would have thought it was mid to late 19th Century, he assured me that it was manufactured around 1920 or so. Similarly, if you review surgical instrument catalogues, you will find many devices which you would have thought had long been abandoned still being manufactured well into the 20th Century. I think that this is a good lesson of the reluctance of physicians to give up proven devices and also of their reluctance as a group to accept new ideas.

There is also a fair that you may be interested in. It is the 21st International Antique Scientific and Medical Instrument Fair. It will be held on October 27, 1996 at the Radisson Portman Hotel in London. Further details can be obtained from Peter Deleher at phone number 0181-886 8659.

The other aspects of the Newsletter are self-explanatory. Once again, Bill Helfand has been kind enough to allow me to include one of his vignettes of pharmacy.

It is not too late to sign up for the Frankfurt meeting. Dr. & Mrs. Rugendorff have done a marvelous job in designing a truly fascinating program. I visited both the Roman Museum, north of Frankfurt, and the Pharmacy Museum in Heidelberg several years ago. They are truly extraordinary collections with a marvelous insight into the medical past. It is worth going to the Frankfurt meeting just for these two events alone, but we are lucky enough to have a truly outstanding scientific program and this will be a unique opportunity for the American members to share their interests with those from Europe.

I have included a registration form for the meeting with this Newsletter. If any of you are interested you can register by calling Mitchell Stromer at: (718) 405-8468.

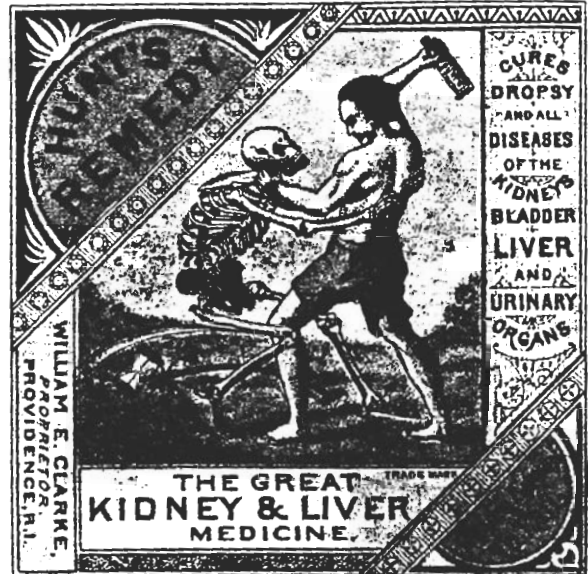
Once again, please let me hear from you. I am including a "Can You Identify" form for those of you who have instruments that they would like to try to have identified. There must be a lot of these floating around.

Sincerely,  
M. Donald Blaufox. M.D.. Ph.D.

# Historical Images of the Drug Market—XXI by William H. Helfand

IN his recent book on trade cards (see p. 38 for review of this book), Robert Jay stresses the paramount themes: patriotism, contrast between city and country, women and the home, children, and racial stereotypes. There were others which were especially appropriate for proprietary medicines. Rather than rely on "stock" images which could be used for any type of product, manufacturers found novel illustrations to promote the merits of particular specialties. The card for Hunt's Remedy uses imagery from the Dance of Death; a healthy young man battling with Death uses a bottle of

"The great Kidney and Liver Medicine" as his weapon. Merchant's Gargling Oil found a way to use the new ideas of evolution in verse below a smiling ape holding a bottle of the product. Premises of the Hop Pill Manufacturing Company served as the setting for one man to advise a friend, clearly at Death's door, on what product to purchase. And, in a scene employed by other proprietary medicines on their trade cards, a patient tells his fashionably dressed doctor that "Hall's Balsam has done wonders for me." The product, as an angel reminds us, is "The Star of Hope."



IF I AM DARWIN'S GRANDPAPA,  
IT FOLLOWS DON'T YOU SEE,  
THAT WHAT IS GOOD FOR MAN AND BEAST,  
IS DOUBLY GOOD FOR ME.

# UNITED STATES PATENT OFFICE.

OTTO BOLTE, OF HAMBURG, GERMANY.

STETHOSCOPE, HEARING-TRUMPET, EAR-TRUMPET, AND LIKE SOUND-CONDUCTING INSTRUMENTS.

1,044,858.

Specification of Letters Patent.

Patented Nov. 19, 1912.

Application filed September 18, 1911. Serial No. 650,029.

To all whom it may concern:

Be it known that I, OTTO BOLTE, a citizen of Hamburg, and resident of No. 50 Bismarckstrasse, Hamburg, in the Empire of Germany, have invented new and useful Improvements in Stethoscopes, Hearing-  
5 Trumpets, Ear-Trumpets, and Like Sound-Conducting Instruments, of which the following is a specification.

The present invention relates to sound conducting instruments, such as stethoscopes, hearing trumpets, ear trumpets or the like and aims at rendering more efficient and serviceable instruments of the class referred to. This is attained by improving  
10 the conductivity so that scarcely any diminution in the intensity of sound is noticeable.

I will now proceed to describe my invention more fully, reference being had to the accompanying drawings, in which by way of example, a stethoscope is shown in Figure 1 in an end view, in Fig. 2 in a longitudinal section. Fig. 3 illustrates the application  
15 of my invention to an ear trumpet.

Referring to Figs. 1 and 2 *a* denotes a funnel of any suitable external shape, *b* a diaphragm or membrane, *c* a tubular stem in the cavity of the funnel *a* around the hole therein and *d* the sound conducting tube  
20 passing through the funnel *a* and through the tubular stem *c* contained therein. The tubular stem *c* terminates a short distance from the diaphragm or membrane *b*, so that an annular air channel *f* is produced. The  
25 mouth *e* of the tube *d* extends through the diaphragm or membrane *b* in a central hole of the latter. In the example illustrated the shell of the tube *d* is hollow, it is however to be understood that I may fill the hollow  
30 shell with any suitable substance or chose a solid shell in the first place.

In using the stethoscope, the tube *d* is placed with its suitably shaped extremity *h* on the body to be examined or tested, whereas the ear is closed against the tube *d* so that the diaphragm or membrane *b* fits tight  
35 against the auricula while the mouth end *e* of the tube enters the meatus auditorius externus. The waves of the sound to be tested partly reach the ear directly through the mouth end *e* of the tube *d* and partly they enter the chamber *g* of the funnel *a*, where they encounter the diaphragm or  
40 membrane *b*. In causing the diaphragm or

membrane *b* to vibrate the sound waves 55 are transmitted to the ear without any diminution in the intensity, the waves reflected by the diaphragm or membrane *b* leaving the chamber *g* through the annular channel *f* and being conducted through the  
60 tube *d* to the ear. Thus a circuit of the sound waves is produced, which directs the sound waves practically undiminished to the ear. The efficiency of the sound transmission can be materially enhanced by suit-  
65 ably coating or impregnating the diaphragm or membrane *b* and the reflecting surfaces of the tube *d* and funnel *a*.

In Fig. 3 is shown by way of example an ear trumpet, which may be formed at the  
70 end carrying the diaphragm or membrane *b* in conformity with the shape of the auricula. In this ear trumpet the action is reverse to that described with regard to the stethoscope of Figs. 1 and 2, *i. e.* the sound  
75 waves enter from the end holding the diaphragm or membrane *b* and are transmitted partly directly through the tube *d*, which widens toward the ear, and partly through the diaphragm or membrane *b*, the air  
80 space *g* of the funnel *a* and the annular channel *f*.

Owing to its extraordinary capacity for sound transmission my improved hearing instrument by using a suitably long tube can  
85 be advantageously employed for testing the noise of working machines of various kinds, of water and gas conduits and the like.

While I have shown in the accompanying drawings the preferred form of my invention,  
90 it will be understood that I do not limit myself to the precise form shown, for many of the details may be changed in form or position without affecting the operative-  
95 ness or utility of my invention, and I therefore reserve the right to make all such modifications as are included within the scope of the following claims, or of mechanical equivalents to the structure set forth.

What I do claim as my invention, and desire to secure by Letters Patent, is:

1. A hearing instrument comprising a tube, a funnel at one end of said tube and a diaphragm or membrane in the funnel for  
105 increasing the sound, the tube extending through the funnel and through the diaphragm or membrane in a central hole of

the latter, substantially as and for the purposes set forth.

2. A hearing instrument comprising a tube, a funnel at one end of said tube and a diaphragm or membrane in the funnel for increasing the sound, the tube extending through the funnel and through the diaphragm or membrane in a central hole of the latter and widening toward the transmission end, substantially as and for the purposes set forth.

3. In a hearing instrument comprising a tube, a funnel at one end of said tube and a diaphragm or membrane in the funnel for increasing the sound, the tube extending through the funnel and through the diaphragm or membrane in a central hole of the latter, a tubular stem in the cavity of the funnel around the hole therein, said stem encircling the sound transmission tube and terminating a short distance from the diaphragm or membrane, substantially as and for the purposes set forth.

4. A hearing instrument comprising a tube, a funnel at one end of said tube and a diaphragm or membrane in the funnel for increasing the sound, the tube extending through the funnel and through the diaphragm or membrane in a central hole of

the latter having a hollow shell, substantially as and for the purposes set forth.

5. A hearing instrument comprising a tube, a funnel at one end of said tube and a diaphragm or membrane in the funnel for increasing the sound, the tube extending through the funnel and through the diaphragm or membrane in a central hole of the latter having a hollow shell, filled with sound transmitting substance, substantially as and for the purposes set forth.

6. A hearing instrument comprising a tube, a funnel at one end of said tube and a diaphragm or membrane in the funnel for increasing the sound, the tube extending through the funnel and through the diaphragm or membrane in a central hole of the latter, leaving an annular air channel open at the converging end of the funnel, substantially as and for the purposes set forth.

In witness whereof I have hereunto signed my name this 4th day of Sept. 1911, in the presence of two subscribing witnesses.

OTTO BOLTE.

Witnesses:

ERNEST H. L. MUMMENHOFF,  
IDA CHRIST. HAFFERMAN.

O. BOLTE.

STETHOSCOPE, HEARING TRUMPET, EAR TRUMPET, AND LIKE SOUND CONDUCTING INSTRUMENTS.

APPLICATION FILED SEPT. 18, 1911.

1,044,858.

Patented Nov. 19, 1912.

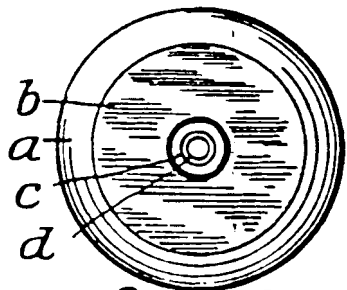


Fig. 1.

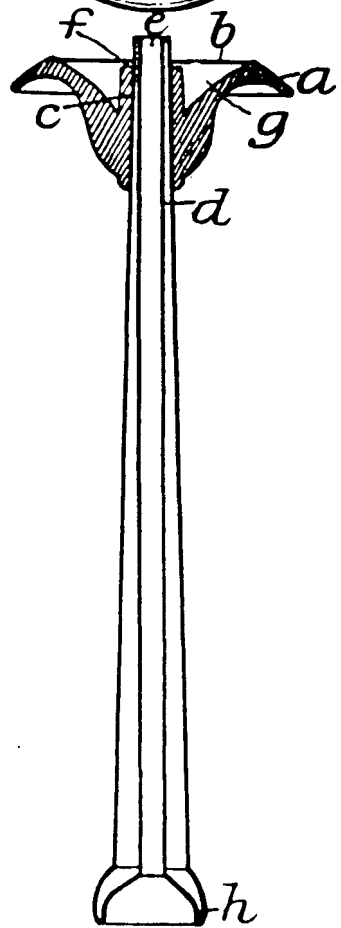


Fig. 2.

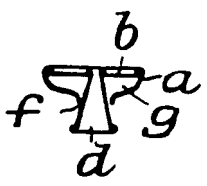


Fig. 3.

Witnesses

*Charles D. ...*  
*Olga ...*

Inventor

*O. Bolte*

# UNITED STATES PATENT OFFICE.

THEODOR WALDEMAR TALLQVIST, OF HELSINGFORS, RUSSIA

## STETHOSCOPE.

No. 824,450.

Specification of Letters Patent.

Patented June 26, 1906.

Application filed October 7, 1905. Serial No. 281,818.

*To all whom it may concern:*

Be it known that I, THEODOR WALDEMAR TALLQVIST, doctor of medicine, a subject of the Emperor of Russia, residing in Helsingfors, in the Grand Duchy of Finland, Russia, have invented certain new and useful Improvements in Stethoscopes, of which the following is a specification.

The present invention comprises improvements in stethoscopes whereby the instrument can quickly be changed from the form it has in the pocket to the form it has when ready for use, the instrument being so constructed as to form a single piece without any loose parts, and, further, that the tube of the stethoscope may at the same time serve as a holder for a chemical thermometer. The usual instruments for examination which a doctor always carries with him are thus comprised in a single apparatus.

The invention is shown in the annexed drawings, wherein—

Figure 1 shows the stethoscope with folded disk in the shape it has when carried in the pocket. Fig. 2 shows a vertical section of the stethoscope. The thermometer is here shown in dotted lines. Fig. 3 shows the stethoscope ready for use. Fig. 4 is a horizontal projection of Fig. 3.

The disk, which as in other stethoscopes can be made of metal, wood, or other suitable material, is made either flat or concave on the side which lies against the ear of the doctor. The concave shape is the usual one and is shown in the drawings, Fig. 2.

As is seen from the annexed drawings, the disk is made in three parts, a center *a* and two side pieces *b*, which are hinged to the center piece. There are four hinges, of which two, *c*, are long and two, *d*, short to make it possible to turn the tube through ninety degrees. The center piece *a*, which like the side pieces *b* is flat on the side nearest the tube *f*, has a tubular flanged center *e*, which fits into a corresponding hollow in the tube *f*. The center piece *a* is fastened to the flanged tubular piece *e* by the flanges of the tube *g*, which is fixed and prevented from turning by the pin *h*. The center piece *a* and the side pieces *b*, fastened thereto by the hinges *c* and *d*, can, when the latter are opened out to lie in the same plane as the center piece *a*, be turned round on the end of the tube *f*, but not more than ninety degrees, because the ends of the hinges *c* abut against the sides of the wider part *p* of the tube, Figs.

2 and 4. Through the stiffness of the hinges the side pieces *b* are held in the position shown in Fig. 1 when folded up.

When the stethoscope is to be used, the side pieces *b* are folded out, as shown in Fig. 4, whereafter the tube *f* is turned round through an angle of ninety degrees. The lower enlargement *p* of the tube *f*, which lies against the disk, is flat and will lie across the center piece *a* and the side pieces *b*, which cannot then be folded up. The stethoscope is now ready for use. The enlargement *p* of the tube *f* is provided with two grooves *k*, in which the hinges lie when the side pieces *b* are folded up, and these hinges *c* prevent the turning of the tube *f* more than ninety degrees. The shorter hinges *d*, however, do not prevent the tube *f* from being turned round, Fig. 4. The tube *f* is provided with a pin *l* when it is used as a holder for a fever-thermometer, the point of the thermometer resting against this pin. To hold the thermometer, there are two springs *m* and *n* in the upper part of the tube *f*, these springs being connected by the rivet *p'* and partly closing the tube *f*. A single spring can, however, be used instead of the springs *m* and *n*. On pressing the pin *r* and turning the stethoscope so that the disk end is uppermost the thermometer will slide out. The inner diameter of the tube *f* is made of such a size that the sound-waves have ample room to go through, and the stethoscope can therefore be used even if the thermometer is in it. The thermometer is so fixed by the springs that it does not rattle or cause disturbing noises when the stethoscope is in use.

I declare that what I claim is—

1. In a stethoscope a tube, a center piece secured to said tube two hinged pieces secured to said center piece and adapted to fold back over said tube, said center piece and hinged pieces forming the usual disk of the stethoscope means for locking said hinged pieces in their outward position.

2. In a stethoscope a tube, a center piece rotatably mounted on one end of said tube, two hinged pieces secured to said center piece and adapted to fold back over said tube, said center piece and hinged pieces forming the usual disk of the stethoscope, side projections on said tube abutting against said disk, means for permitting a partial rotation of said side projections relative to said disk.

3. In a stethoscope a tube means for removably holding a thermometer within said

tube, said means comprising a pin located across said tube and a hand-released spring device situated at one end of said tube, a folding disk secured to said tube and means  
5 for locking said folding disk in its open position.

4. In a stethoscope, a tube the usual disk at one end of said tube, a center part and two hinged pieces comprising said disk means for  
10 permitting rotation of said disk relative to said tube, and means in one position of said disk for holding said hinge-pieces flush with said center piece.

5. In a stethoscope a tube, the usual disk at one end of said tube, hinged pieces comprised in said disk, means for turning said hinged pieces back upon said tube, means for rotating said disk relative to said tube, projections on said tube, one hinge on each of

said hinged pieces out of the path of said projections and one hinge on each of said hinged pieces in the path of said projections for the purpose described.

6. In a stethoscope a tube, a second small tube inserted and held in said first tube, an  
25 annular flange on said second tube, a disk comprising a center and two side hinged pieces said center piece taking over and rotatable on said flange, projections on said tube, stops on said disk substantially as and  
30 for the purpose described.

In witness whereof I have hereunto signed my name, this 9th day of September, 1905, in the presence of two subscribing witnesses.

**THEODOR WALDEMAR TALLQVIST.**

Witnesses:

**VICTOR EK,**

**OSCAR SANDSTROM.**



T. W. TALLQVIST.  
STETHOSCOPE.  
APPLICATION FILED OCT. 7, 1906.

FIG. 4.

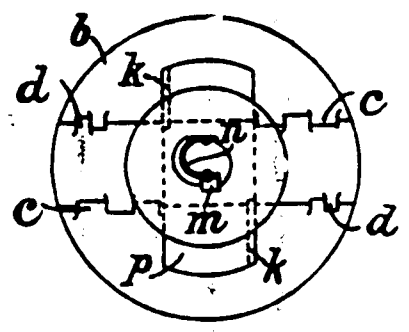
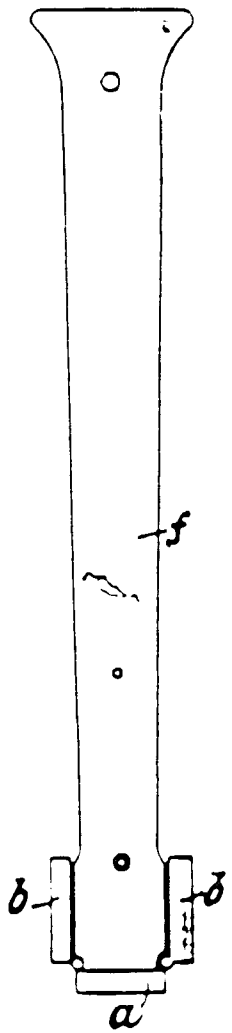


FIG. 1



Wing.....

FIG. 2.

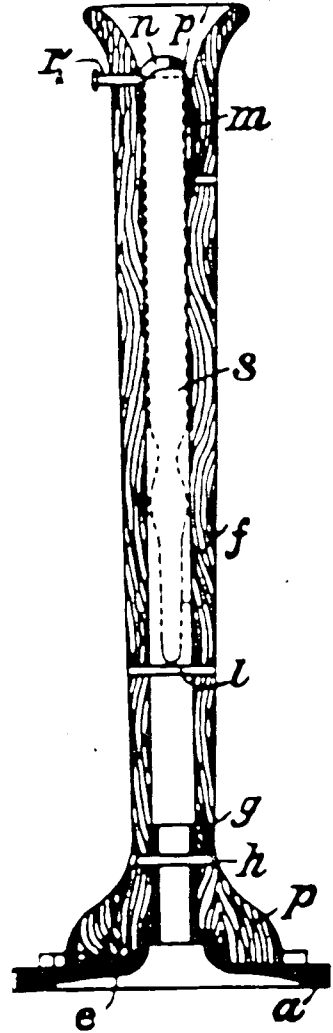
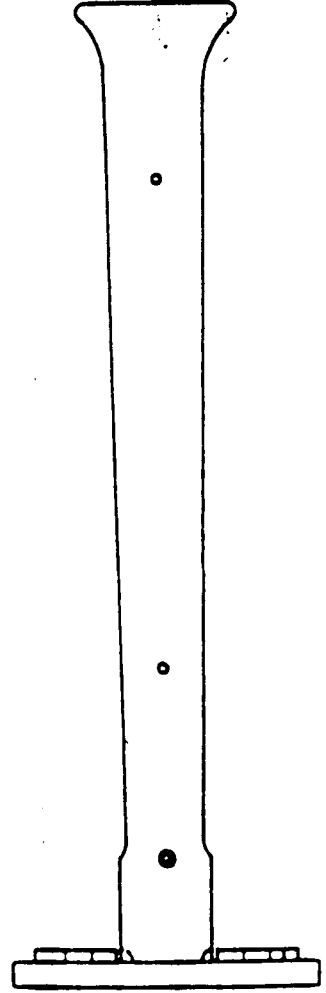


FIG. 3.



Ingvektor.

W. G. Kelly  
M. L. Smith

Theodor Waldemar Tallqvist  
By his attorney  
Edward P. Thompson

BAUNSCHEIDTISM,  
OR A  
NEW METHOD OF CURE.

BEING AN EXPOSITION OF  
THE LAWS OF THERAPEUTICS,

AS DISCOVERED AND TAUGHT BY

CHARLES BAUNSCHEIDT,

OF ENDENICH, NEAR BONN, PRUSSIA.

HIPPOCRATES: "Whenever we have a choice of methods, by which to restore health to the sick, we should always select the most simple." BOECKH: "Experimental investigations in Nature, furnish us with the most potent and enlightened progression." HAHNEMANN: "Imitate honestly and intelligibly."



COMPILED FROM THE NINTH GREATLY ENLARGED AND IMPROVED EDITION:  
TOGETHER WITH AN APPENDIX:

THE EYE,

ITS DISEASES AND CURE THROUGH BAUNSCHEIDTISM, INTENDED FOR THE PRACTICAL USE OF ALL, WITH ILLUSTRATIVE WOOD CUTS.

MOTTO—"More light!" Goethe's last words.

TRANSLATED FROM THE GERMAN  
BY THEOPHILUS G. CLEWELL.

1865 - Ohio - p. ii

PUBLISHED AND FOR SALE, INCLUDING OIL AND INSTRUMENT BY  
**JOHN LINDEN.**

Practical Baunscheidttist and Importer of the Genuino Baunscheidtt Remedies.  
Address, Cleveland, Ohio. Letter Drawer 351.  
Office, North Side Public Square, Corner Ontario Street.  
Residency, 414 Prospect Street.



CARL BAUNSCHEIDT.

*Erfinder der neuen Heilkunst Baunscheidttismus genannt  
geb am 16 Dec 1809 aus Baunscheidtt bei Hagen in Preussien  
verstarbt in Endenich bei Bonn in Rhein*

# DEDICATION.



TO THE MEDICAL PROFESSION, THE CUSTODIANS OF HYGIENE

AND

A SUFFERING HUMANITY IN GENERAL,

THE

FOLLOWING WORK

IS

RESPECTFULLY AND AFFECTIONATELY DEDICATED,

BY

THE AUTHOR,

THE

DISCOVERER OF THE NATURAL HEALING ART,

AND

THE INVENTOR

OF

THE (LEBENSWECKER) RESUSCITATOR.

(iii)

UNITED STATES OF AMERICA, } U. S. DISTRICT COURT.  
Northern District of Ohio.

BE IT REMEMBERED, That on the twentieth day of April, Anno Domini, 1865, JOHN LINDEN, of the said district, deposited in the Clerk's Office of said District Court of the United States, for the Northern District of Ohio, the title of a Book, which is in the words and figures following, to-wit :

BAUNSCHEIDTISM, or a New Method of Cure, being an Exposition of the Laws of Therapeutics, as discovered and taught by Charles Baunscheidt, of Eulentich, near Bonn, Prussia. HIPPOCRATES: "Whenever we have a choice of methods, by which to restore health to the sick, we should always select the most simple." BOECKH: "Experimental investigations in Nature, furnish us with the most potent and enlightened progression." HAHNEMANN: "Imitate honestly and intelligibly." Compiled from the eighth greatly enlarged and improved edition; together with an appendix: The Eye, its diseases and cure through Baunscheidtism, intended for the practical use of all, with illustrative wood-cuts. Motto—"More light!" Goethe's last words. Translated from the German By THEOPHILUS G. CREWELL.

The right whereof he claims as Proprietor, in conformity with an act of Congress entitled "An Act to amend the several acts respecting copyrights."

In Witness Whereof, I hereto affix my official signature and the seal of said Court, at Cleveland, in said District, this 20th day of April A. D. 1865, and in the 89th year of the Independence of the United States of America.

{SEAL.}

J. W. GREEN,

Clerk of said District Court of the United States,  
for Northern District of Ohio

(ii)

# BAUNSCHEIDTISM,

OR

## A NEW METHOD OF CURE.

---

### LIFE AND ITS DESIGN.

#### INTRODUCTION.

WHAT a world of thought is crowded into the word, "Life!" The struggle of conflicting passions, destinies ever at war with each other; the ceaseless endeavors to grasp an unattainable knowledge—these, and a thousand other impulses contribute still more to swell the infinite, ever-increasing number of ideas, that are comprehended in the single word, *Life*. All things on earth pay homage to the great life principle. The flower inclines tenderly toward the life-giving light, and the nightingale hails with joy the life-giving Spring; and even the river appears to press forward its swelling current with hightened merriment toward the mighty main, when liberated from its ice-bound fetters and death-like torpor. And man! who among the countless family, though he have become ever so familiar with the dreary shadows of life, that desires to sever the cord that unites him to earth? No one, certainly; for, unless self-induced or foreign causes have produced a sad mental abnormality, all, with a shout of triumphant joy, greet the appearance of Life, and shrink in terror from the image of death.

Only the gloomy misanthrope, who would fain confine all the world in a cloister, and thus arrest the operations of the laws of geniture, and burden his unfeeling soul with the most colossal of all murders—the extinction of the human race—whose thoughts lose themselves amid inscrutable, because, to our mental powers

unattainable, metaphors—while he has barely learnt to know that affectionate mother, even by name, from whose womb he came forth, and whose bountiful hand has strewn his pathway with all that could minister to his wants or his enjoyments, and at the evening of his life will again receive him with a like tenderness into her bosom—such a one only is qualified to denounce Life as a torturing, and, to the salvation of his soul, unfriendly burden; and to look upon the earth as a vale of tears, in which poverty, want, sickness, and suffering of all kinds, even the most absurd self-tortures of the body, such as fastings and flagellations, are not only highly meritorious, but the perfection of wisdom!

Everywhere, in field or forest, in earth, or seas, or skies, kind nature, maternally embracing all her children with equal affection, stored for man the abundant evidences of her beneficence. The Samoyede, the poor child of icy polar regions, and the anachorite of the burning desert, rejoice, with the inhabitant of the luxuriant South, in the sunshine and the rain; and enjoy gratefully the gifts of an infinite, boundless Love, which never wearies to draw from her inexhaustible fountain, Life and its enjoyments, and pulsate them through myriads of channels and ramifications, throughout sensuous creation. While man was still in the first stage of civilization, and knew no other law than that written by the Creator upon every leaf of the tree, or spear of grass in the meadow; when, to provide for the inexorable demands of his nature, constituted the utmost limits of his desires; when, in a word, he stood nearest to Nature, whose child and pupil he was; then his sound, compact body would often for centuries defy all adverse influences of nature. But it required thousands of years to lead astray the natural good sense of man into the labyrinths of artificial living, where, now that he once abandoned his happy primitive simplicity, he gradually becomes effeminated by catering to an artificial palate, and unnerved by an intoxication of his senses and a fatal precociousness, he would become a passive feeble tool in the hands of a few egotists. Thus was mankind, as well as the life of the individual, systematically led toward that lamentable condition of superficial frivolity, which destroys his hereditary vigor of mind, by doing violence to his conscience, and murders his originally vigorous and tenacious physical life, by a countless host of adversities and diseases of every description. And thus it comes that the life

of the individual, on calm reflection, appears to us like a fleeting shadow, confined to a handful of years, which are dragged out partly amid dissipated hopes, in enfeebled health, or in a fruitless waste of his powers.

*Disease shatters the vigor of the human body, and exerts a disturbing influence upon his mind.* Under its baneful influence, all susceptibility to surrounding enjoyments disappears; and nature, that overflowing fountain of so much happiness, is turned into a temple filled with the shrines of death, on which the flames of love and enthusiasm burn no longer. The sparkle of the eye, that mirror of the soul, has given place to a feeble vacant stare which fails to discern in the visible creation that plenitude of life, which is so highly appreciated by all thoughtful men, as furnishing its chief attraction. And thus man, to whose undaunted spirit no scientific sphere is too remote, is deprived of the brightest gems in his crown—the thirst for Truth and the joy of Life. Of what value, to the rich invalid on his couch, are all his hoarded treasures, which he can no longer enjoy the poor satisfaction even of counting over? And of what benefit to him are his choicest dishes and spiciest wines, which he can relish no longer? Jealousy embitters the possessions of the miser; and the covetous spirit clings frantically and pitifully to a life of austerity and self-denial, even while sickness does not forbid the enjoyment of his wealth; and his disordered imagination, losing itself still more hopelessly in the flagrant crime against his own existence, at last seizes a loathing of life, which frequently becomes the fatal instrument of the suicide.

But, although our physical ailments may justly be regarded as the great radiating center from which emanate most of our terrestrial sufferings, yet they are not the only causes. More frequently even than these, are its auxiliary causes, such as our imperfect sanitary arrangements; and a brotherly love degenerated into callousness, which sow numberless and nameless afflictions into the sacred sphere of life.

How often do we see some great mind, striving for years to attain some glowing ideal, suffer shipwreck upon the rock of despair, and with the poor laborer, who supports his family by the sweat of his brow, fall a victim to penury! Virtue yielding to vice, and truth overcome by falsehood; how often do these come before us as principal characters in the tragical drama of life!

And who would venture to assert that even at this day the better is often crushed by envy, and the worse sustained by the favor of a privilege?

But why, if this life is such a sorrowful state of existence, does man cling to it with such a tenacity? This is a great and important question, which we shall endeavor to answer, by showing, first, what life really is; secondly, inquire into its design; and thirdly, endeavor to point out the means how it can best be preserved to its utmost limit.

### I. WHAT IS LIFE?

For the word "Life" we can find no better idea, by which to define it, than to characterize it as the great problematical "*perpetuum mobile*," (perpetual motion,) the solution of which has already called forth many a prize inquiry, but has not found a satisfactory answer to this day. It is rather the figurative than the real sense of the word, which represents life to us as the existence of a self-developing organism. The Frenchman gives this, relatively, a very beautiful expression, in his *Qui vive?* (Who goes there?)

As far as it is from our purpose, concerning this important question—a problem which the learned of all times and generations have striven in vain to solve—to pass it by in the dictatorial spirit and mental indolence of the mere theorist, just so remote is it from our purpose to attempt to banish the Deity out of his own creation—the *Deity*, the fountain and great first cause of all life—but shall prefer, subsequently, to give simply our conception of a system sanctified by so many formulas, and supporting both civil and social institutions, a brief expression. Before we do this, however, we can not refrain from pointing out to our learned gentlemen physiologists and chemists, how the discovery of the Resuscitator (*Lebenswecker*) was necessarily preceded by profound physical investigations into the primary causes of life.

If we accept the homogeneous formation of the body as the first, and its specific substance as its second factor, there will remain, as the third substratæ member of the organism, incessant motion; of which we may ask, is it identical with the great Fountain of Life? But the subject would be much easier of research, from a physiological stand-point, if our savans did not deem it beneath their

dignity to accept the hint of a layman as a premise; a course which should not, after all, necessarily be denounced as an absurdity, in view of the notorious fact that hitherto they have been without any reliable premise whatever, and consequently all their deductions, in the absence of such data, result in nothing better than mere probabilities; yea, in most cases, fall within the province of the hypothetical. And what other results have the profound investigations of physiologists, pathologists, anatomists, chemists, therapeutics, or by whatever other name these privileged heroes of erudition may be known, achieved? Or did they, in earlier periods, approach any nearer to a discovery and intelligent understanding of the primeval source of life, while they were discussing Goethe's *homunculus*, or the philosopher's stone? And are the learned treatises and systems of a more recent date, of any more essential value, in elucidating the main point? After scrutinizing them carefully, do they not really at last turn out as a hollow shell or empty hull—a curious collection of technicalities, which, instead of explaining the great problem of "Life," only embarrass and mystify us still more? The nearest approach to the principle we have already laid down—which contains the key to unlock the mysteries of the primary causes of Life, though only as a coöperative power—is made in "*Myer's Volksbibliothek für Länder, Völker, und Naturkunde*," under the head of molecular and polar forces. Molecules are the wonderful round little atoms of matter, which, in the form of the minutest globules, by virtue of their varied powers, constitute the primary base of all material bodies. "Thus animalcules have been discovered, which are so infinitesimal, that a million of them could be perched upon a single grain of sand. And yet each of these little creatures is composed of members, which are as carefully adjusted and joined together as those of any of the largest animals. They are possessed of life and free motion, and are endowed with sensation and instinct; and in the fluids in which they live, they can be seen moving with wonderful rapidity and activity; nor are these movements the result of blind chance; on the contrary, they are evidently governed by choice, and directed toward a purpose. They eat and drink for nourishment, and are furnished with digestive organs. They possess strong and pliable muscles, and possess wonderful muscular powers. They are capable of the same desires and pas-

## III.

PRECISE DESCRIPTION  
OF THE RESUSCITATOR.

AND DIRECTIONS FOR APPLYING IT.

THE accompanying illustrations represent the Resuscitator in the proportion of four to one. Fig. 1 is the instrument complete; which is enclosed in an ebony-wood case; out of which, from between the unscrewable cover, *a*, and the motion-chamber, *c*, the needles protrude. *b* represents the small handle, which the operator pulls out with his right hand about  $1\frac{1}{2}$  or 2 inches, when the needles will recede from *a* to *c* in the motion-chamber, and when suddenly released, they will bound forward with a force in proportion to the extent that the operator drew out the handle.

Fig. 2 is the real and active power of the instrument. At *c* the prepared needles are cast into a circular metallic anti-corrosive, galvanized plate,\* and from *b* is a spiral spring, which is stretched by the handle, *b*. †

The manipulation of the instrument is very simple, and the depth of the punctures is entirely under the control of the operator. After the cap or cover is unscrewed, the operator draws in the needles out of sight or touch of the sensitive patient, when first placing the instrument upon the skin. The operator, still holding fast to the handle, will draw out the spring about 1 inch on bony

Fig. 2.



Fig. 1.



parts, or  $1\frac{1}{2}$  to 2 inches on fleshy parts, and suddenly let go. The needles have now performed their office, and may be applied to other parts if necessary, repeating the same operation.

The needle-punctures will be deep in proportion to the extent that the spring has been drawn by the operator. But the nip must never be drawn out to expose over  $2\frac{1}{2}$  inches, as this might weaken the power of the spiral spring, against which the operator should be careful to guard. But generally speaking, the true gauge is soon ascertained by the sensation produced in the hand of the operator.\*

To the "Baunscheidtist" it may be necessary to give the following hints: As he is in the habit of applying the same instrument to different persons, it will be highly necessary to cleanse the needles thoroughly after every application, in order to avoid the conveyance of contagious, morbed matter from one person to another. This may be readily done by dipping a downy brush into the oil, and anointing the needles well with it, after which a dry plume is used to brush them, and they are clean. A small piece of fat pork will also do, instead of the oil, into which the needles are plunged. But, in order to flatter the claims of science, a few pennies' worth of chloride of lime might be applied—*calcaria sub-chlorosa*—which, slightly saturated with sulphuric acid, will develop sub-chlorate, that would at once destroy whatever of virus might possibly adhere to the needles.

\*The needles never penetrate too deep into the body, and if the spiral spring is drawn out half an ell or more, as is so often done by ill-informed or curious physicians, then nothing is more natural than that the fine delicate little instrument will be injured. The most stupid counterfeiters of my instrument, have attempted to attach a regulator to it; but soon found that their effort to change a violin into a guitar, was fruitless labor.

\* It should be remarked, that this galvanizing of the plate, etc., is not designed to operate as a curative agency, but simply to prevent the needles from rusting.

† The instrument can be entirely unscrewed, which I have intentionally arranged, to enable each one to see for himself, how simple it is. But care must be taken, after entirely unscrewing it, that in screwing it together again, the needles are allowed to fall past the shoulder in the motion-chamber, or else they may easily be broken by catching at it, while the cap is screwed on. I thought it necessary to draw attention to this.

BAUNSCHEIDTISM.

lud motives! Let the people beware, therefore, of those ser-  
 vants of mammon, who attempt to foist the most ordinary and well-  
 known remedies upon the public, representing them as their pecu-  
 liar nostrums, pretending to have them under their own peculiar  
 control, or that they can be prepared by the apothecary only as  
 prescribed by themselves. Else they shall certainly be retained in  
 the claws of privileged egotists, who speculate only with the sick-  
 ness of the patient, for the purpose of reaching his purse. Such  
 men can not possibly regard human life as sacred.

EXPLANATION OF THE COPPER PLATE.

In the annexed engraving of Adonis and Aphrodite, I shall  
 endeavor to point out those parts of the human body, by the  
 puncture-marks made visible, which are the most generally appro-  
 priate to operate upon with the Resuscitator. The indicated punc-  
 tures represent the *maximum* of applications, in a robust man.  
 The general base for operating, in most of diseases, is on the  
 neck, directly upon and on each side of the spinal column, and  
 the cervical point, as far out as the muscle of the upper arm, *l, l*. The  
 operation generally commences in the region indicated by *p*, and then  
 descends his passages upward, as far as the nape of the neck.

*p*, On the spot indicated behind the ear, one passage is gen-  
 erally made.

*q*, On the calf of the leg, as far down as the Achilles sinew.

*r, E*, The hip-joints, (Coxarthroace), etc.

*s*, In the lumbar region, for Hemorrhoidal difficulties, etc.

*t*, The liver region; *D*, the abdominal; *H*, the spleen; and *I*,  
 the region of the heart.

*u*, The breast surface, as seen on one side.

*v, l*, As above indicated, the upper arm, the upper-arm joint,  
 and the upper-arm muscle, (Omarthroace), etc.

*w, f*, The right clavicle, or collar-bone. The operation from  
 this point is generally run in a semi-circle, terminating at the left  
 clavicle, at or below the thyroid gland, as in cases of croup, quinsy,  
 and inflammation of the glottis. But see Sec. 4, Sub. 55.

*x, v*, The flexor sinew of the right hand, and in a manner very  
 similar the operation is sometimes made upon the popliteal sinew.

*y*, The sole of the foot. As in cases of typhus fever, inflam-  
 mation of the brain, etc.





develop, was suggested and prefigured by a common every-day occurrence, and is known as *Baunscheidtism*, i. e., the science of correctly understanding, manipulating, and judging of the curative capabilities of an instrument that has been announced to the world as:

#### THE RESUSCITATOR (LEBENSWECKER),

and which has solemnly declared war, if not against all, yet certainly against the great majority, and the most revered of the apothecary's medicaments. But what is it that justifies this bold challenge of the (Lebenswecker) Resuscitator, and what is this curious instrument?

*This bold instrument is really nothing but a collection of very keenly-pointed needles, designed, by puncturing the skin, (an almost painless operation), to create artificial pores, through which all health-destroying morbid matter, accumulated in the afflicted portions of the body in consequence of the arrested activity of the skin, may escape (by perspiration) in a natural and simple manner.\**

The design and importance of the Resuscitator must therefore become evident to every unprejudiced reader,† for, instead of

---

\* If medical science has not, to this day, definitely determined whether the skin is porous or not, or, whether or not in the process of transpiration the subcutaneous perspiratory glands play the chief part, I shall have to content myself, meanwhile, with repeating the definition of Baunscheidtism which I gave in the 1st and 2nd edition of my work, for the benefit of all. It reads as follows: It is a fact as well known by the layman as the physician, that the state of our health is as much dependent upon a constant and regular exhalation from all parts of the body, as it is upon a sensible course of living. However this exhalatory process may be effected, whether through the pores of the skin, as some maintain, or whether the exhalations are so fine and ethereal as not to need any special pores, as others assert,—the main fact still remains that such a process of exhalation must go on regularly and without interruption, if the state of health is to remain a normal one, and in no way disturbed. The ancient Egyptians, in their salutations, did not ask: "How do you do?" "have you slept well?" etc., but: "How did you sweat?" "What is the state of your perspiration?"

† As proof of this we would append the judgment which some, in their department, very renowned physicians, have given concerning the Resuscitator, at its very discovery. First, we would mention that of Dr. Rudolph Wurzer, Medical Adviser in Bonn. After he had carefully examined the instrument, and tried it upon his own body, he exclaimed: "It is the egg of Columbus!" And truly, he could have pronounced no better or finer eulogy upon the little instrument. Another highly esteemed physician also of this city, Dr. C. W. Wntzer, Priv. Med. Adviser, and formerly director of the chirochical clinic, (the same gentleman that gave an illustrated description of

attempting to remove the disease-producing substances, lodged in the body, by giving internal remedies and purging, flooding, or vomiting them away, in an indirect and little understood manner, the Resuscitator, now, by external applications, extracts them in a much simpler and safer manner, directly from those points where they are lodged. The only question now is, will the Resuscitator ever, and, if so, when, will he banish, from the chairs of the medical faculty, all the unnatural and stinking, smarting, itching, and tormenting stuffs of the Pharmacopœa, with all its mire and filth; and when will it permit "Baunscheidtism," in our privileged lands, as the only privileged and rational science, to restore lost health in the shortest time and simplest manner? Very little good, indeed, was there in prospect for this new system of therapeutics, when it first appeared. The greater portion of the physicians and apothecarists, impelled by a love of sordid gain, threatened to make serious war upon the Resuscitator, and strained every nerve to keep in flow the lucrative source of an income that depended for its supply upon a baseless antiquated scientific superstition. And yet we were frequently told by these same noble gentlemen that the discovery was nothing new—that it was simply a revival of the old practice of acupunctur.\*

---

the instrument in the January number of *Rhein Monatschrift fuer praktische Aerzte*, 1849), speaks of the operations as follows: "In a member that is more or less paralyzed, or has in any way suffered a diminution of nervous activity, the pain is hardly perceptible; and in cases where the nervous susceptibility is in a normal condition, the pain is very trifling." He next proceeds to enumerate the particular diseases in which the instrument has proved itself efficacious. Dr. Boecker, district physician, and, indeed, all the intelligent and unprejudiced physicians of our University city, are very favorably and respectfully inclined toward Baunscheidtism; and the same may be said of quite a number of clear-sighted and truth-loving physicians of foreign countries.

\* By acupunctur a surgical operation is meant, in which needles, two or three inches in length, are plunged into the soft parts, or pounded in until they penetrate to the bones, where they are left for 8 or 10 days, or so long until the parts become inflamed and ulcerate, and thus expel them again. Generally from one, two, to five needles were used; but such treatment was at once denounced as too cruel for the treatment of human diseases, and hence could only be admitted into the treatment of animal diseases. This little piece of information will enable all laymen effectually to answer and silence those imbecile physicians, who refer to this barbarous custom, in order thereby to disparage Baunscheidtism. But many instances can now be pointed out where even physicians have found a *Life-preserver* in the Resuscitator.

But it was not acupuncture, but the gnat or fly, the apparently insignificant, yet certainly very benevolently-inclined gnat, suggested,

### THE DISCOVERY OF THE RESUSCITATOR.

One day, as the discoverer was sitting idly in his room, suffering from a rheumatic pain in his hand, which he had laid upon the table, several gnats attempted to alight upon it at once. As they were so persistent in their efforts, he at last yielded to their importunity and thought he would allow them to remain, to see what they would do. The gnats stung! But they had scarcely performed their obtrusive service, before an almost instantaneous change took place in the sick hand. It seemed as if the pains he had suffered, had fled with the flies, and to a careful observer of Nature it could not long remain a mystery how the change had been effected. The gnat taught him the great secret:

*How, in a quite simple and natural manner, the morbid matter that may be found in the body, may be extracted from the suffering parts, and removed without the loss of blood.*

The inflicted sting caused an opening in the epidermis just large enough for the fine, volatile, but pathogenetic substances lodged in the skin to exude, but too small, at the same time, to produce any alteration in the circulation of the blood, which it leaves unaffected, just as it was. But, again, the little openings were large enough to penetrate to the extremely fine network of capillaries, by means of which the diseased organism was enabled to eject the morbid accumulations; the excitement produced serving the system the same purpose that the whip does the driver.

Shortly after the needles have penetrated the skin, the latter is drawn together into small pimples, resembling much the so-called "goose skin," and these soon make place for bright red little spots.

To adjust a larger number of finely pointed needles in such a manner as to enable the operator, by means of some special mechanism, to jerk them into the skin, and thus produce artificial gnat stings, pores, or avenues of evacuation\*—this was now the next

\*Scientifically this may be thus explained: If a portion of skin is examined under the microscope, we find no perforations in it; and yet, through the vesicular and glandular systems there is a continual distillation of fluids going on, which are excreted, in sometimes visible form, such as drops of sweat; at other times in invisible exhalations. By means of the alimentary

thought which the discoverer pursued with great avidity, and it gave rise to the little instrument which is already so well known as the (*Lebenswecker*) Resuscitator, nay, if it gave rise to the erection of this monument to the gnat, in view of her remarkable services, it is not out of place at all.

But the learned gentry will undoubtedly concede only with great reluctance, that the gnat gave rise to the discovery of the *Resuscitator*; undoubtedly they will cling desperately to their acupuncture theory, to bring at least the newness of the thing into suspicion, if they can do no more. On the whole we presume they will throw all possible difficulties into the way, to prevent its general introduction; for, of course, it will affect very seriously, their bread and butter. Such was the treatment that new inventions received in former times, as, for instance, vaccination, to prevent the small-pox, discovered by Dr. Jenner, which country parsons and village school-masters had to introduce before the profession would give it countenance. But they may try and do what they please, they will not be able to prevent the introduction of this new method of cure, for the simple reason that it is already introduced. The Resuscitator is already at work in all Germany, in France, England, Russia, America, and Australia; and even among the African negroes "Bauncheidtism" is recognized as the safest and best adapted method of cure.

It can not be doubted, therefore, that this discovery will, if not at once and everywhere, yet gradually and certainly, be introduced to, and accepted by, the world. For all new things, that are so conspicuously genuine, and thus recommend themselves, may, indeed, be hindered for a while by the selfish opposition of greedy men, yet they can never be effectually suppressed, and must eventually assume permanent form and existence.

But physicians have offered the greater opposition to the dis-

---

fluids, the spaces intervening the alimentary structural parts, are kept continually filled, and this is the first condition of the uninterrupted transformatory process of the substances of the body, which is essential to life. Hence the blood is continually generating new structural fluids, after its own peculiar manner, and communicates them, in course of its circulation, and in conformity to the exosmosis and endosmosis continually going on in the body, to all the parenchyma, from which the previously exhausted fluids have been removed, by means of lymphatic vessels and veins. Thus the body is undergoing constant changes.

covery, because it was a *layman*, instead of an honorable, erudite, and well promoted colleague, that first brought it to public notice. One should suppose that their love for a suffering humanity should induce them at last to discard the silly prejudice, which claims that any good thing must necessarily originate from a learned colleague. But, no; rather than submit to the rational idea of a layman, they will plunge into the wilderness, and, by lying in wait of the senseless Hyppopotamus, learn from him the terrible secret how the very best that the body still retains, may be forever wrested from it! And thus it is that much has been introduced into medical science, that is without real value, and can not be justified by common sense. Medical science, therefore, and its representatives, present to us, at this day, rather a "sorry" appearance. A mass of useless stuff has been compounded, and the old theorists dislike to part with any of the old quackery that habit has endeared to them. But, really, there is this to palliate their perverseness, that, if they were obliged to renounce all that is fanciful or fabulous in their theory and practice, they would have little else left, and the nimbus of their erudition would suddenly fade from before the eyes of their wondering admirers! And furthermore, what would become of our young aspirants to scientific honors, if the custom of chewing Greek and Latin phrases for ten or twelve years, in order to pass a creditable examination, and prevent them from betraying the sanctuary of the caste, to the laity, should be dispensed with?

Our German scholarship often reminds me of a beautiful gilt frame without a picture. Our youth is too frequently obliged to fritter away its precious blooming time, in acquiring Greek and Latin flourishes, not because they like it, but because it is thus prescribed. So with mathematics; they remain imprisoned in its dead theories, simply because, as a general thing, we have no teachers that know how to make a practical application of it. I should never have discovered a Resuscitator, had I not been able to emancipate myself in good season, from the cramping formalities of the schools!

But why, we may ask, are our professional medical men so determinately bitter against all that emanates from a layman? Was not Hippocrates, the father of medicine, a layman? Or did some titled doctors and professors exist even then when he arose

as the first physician of the world? And was it *their* favor which promoted him to proper honors, and secured him the respect he so richly deserves? Was the countenance of such necessary to insure him the respect of the learned? Not at all. To ask these questions is to answer them. But the great man is now held in high esteem, because his cotemporaries, as well as posterity ever since were agreed to pay him honors; and now, especially because his name has such a learned sound! Most of all perhaps, because, instead of being a native of the fatherland, he belongs to a classic age and country, for it is well known that "a prophet is not without honor, but in his own country!"

Should the question be asked, however, why the sensible cotemporaries of Hippocrates held him in such high esteem, the most natural answer will be: that, while he did not rummage foreign languages to invent technical terms, or receive promotion from a learned Faculty, his whole merit consisted in this, that he understood how to unite his knowledge with practical experience. Only the union of these, in the same man, makes him great and deserving; and only the union of both can furnish us true and beneficial results. What good will all knowledge do me—what, all the antiquated ideas that may be crammed into my head, if I do not think for myself? Hence it is, chiefly, that we have so many remedies which are reported to have cured some one, while the next one they utterly destroy. The unthinking physician does not, in his own soul, understand or feel the disease of his patient,

*The Difference between the curcs of Baunscheidtism and those brought about in the old style, is simply this: The former thoroughly expels the morbid matter of the body, in consequence of which nothing but health can remain, while the old system simply scatters it in the body, and not unfrequently forces it into the system.*

*By the application of the Resuscitator nature is simply roused into activity, after which it may safely be left to help itself, while the effects of the drugs of the apothecary are often diametrically opposed to it, as well as disgusting.*

In further explanation of our subject we remark: The skin is undoubtedly one of the most important of the organs of the body, and its functions remarkable. In insects the soft parts of the whole organism are held together by the strong integument, and

encased as in an armor. And if we look into the vegetable kingdom, we shall find that, *the bark of the tree is its most important part, as regards its healthful life. As long as the bark of the oak is uninjured it will sprout forth into buds and leaves, even though the heart be rotten. But if the bark of the tree is seriously injured, the tree must die without remedy. And just the same is true with regard to the human skin, which is to the body what the bark is to the tree.\**

Every naturalist knows this, and yet, strange to say, it is a rare thing to see any one bestowing any further serious thought upon it; and often the physicians are least of all thoughtful; although these are the privileged ones, whose special business it is to cure or kill, as luck will have it. But in spite of their privilege, or, perhaps on account of it, they do not seem to enjoy the full confidence of the public. How eagerly, for instance, were the electro-magnetic chains seized, several years ago, which were reputed to cure rheumatism! Although their day now seems to be gone by, we shall still here touch upon them, in few words, as furnishing an excellent proof of the characteristic of the medical world, which has, for the last decade appeared in such a variety of forms recommending some newly discovered secret to the suffering public. Although these magnetic chains were recommended by nothing but a few very doubtful cures, yet they were seized by the sufferers, because they seemed to think they could not be more injurious, † nor more expensive, than many of the nauseous drugs that they were made to swallow, and which were generally as useless. But, as may be seen in Prof. Liebig's Annals on Chemistry and Physic, vol. 73, these chains contain no electric magnetism at all. But if even they were possessed of it, we should like to know how these are to effect a cure, as it is well known that electricity (magnetism, galvanism, charlatanism, etc.) may indeed produce a momentary excitement in the body, the same as coffee, whisky, and the like, but in the long run are sure to blunt the vital powers, and are capable even of destroying them entirely. This we can readily

\* I must call to mind here the well-known saying: "He sticks in a bad skin." Everybody knows the depth of meaning contained in this adage.

† Such and similar highly eulogized trifles could be injurious only so far as they detained the patient from trying some efficient and proper means to cure.

observe every time a thunder-shower takes place. The atmosphere is then impregnated with specific electric matter, and as long as that state of things continues, and before the fall of the rain brings about a change, we realize a very depressing and unpleasant sensation in our bodies, from which we are impatient to be relieved by the grateful shower. But we lose no more words concerning this singular mode of curing diseases, but shall return to the discussion of Baunscheidtism. We put forth the following as its

### GENERAL PRINCIPLES.

(1) As easy as it is to sicken, so easy it must be to cure, unless the enervation of old age interferes.

(2) Any method whatever, that cannot cure a person under fifty years of age, or one still possessed of strong vitality, is not a genuine one, and is worthless.

(3) The Resuscitator contains far more healing power than all the learned, and to the layman illegible, recipes and apothecary usages taken together. It represents in itself a complete apothecary; for it warms, vivifies, nourishes, is an aperient, stimulates, regulates the circulation of the blood, and its effects are sudden, almost instantaneous, even in cases where medical science has hitherto confessedly been at its wit's end.

(4) In very critical cases, such as apoplexy, colic, inflammation of the lungs, (pneumonia) typhus fever, cholera, etc., where there is no time for consulting, deliberating, discussing, discoursing, recipeing or plastering; but where prompt action must at once decide for life or death, in such cases the Resuscitator will prove himself above all other medical aid, a *Life-preserver*.

(5) Medical science may still be disputing and arguing concerning the center whence the individual animal life-forces issue; but Baunscheidtism has long ago reached a definite conclusion on this point. The needles of the Resuscitator lead us irresistibly to the column of the spinal marrow, as the retainer of life, as well as the diseases that threaten its destruction.

(6) Excepting the daily ablutions required by cleanliness, the Resuscitator renders all bathing unnecessary, (*vide* Sub. 3) locks up at once the speculating houses and expensive drug-shops; breaks to pieces the bloodletting lancet and scarificator, points out to the

physician a position in life worthy of his holy calling, by bringing him forth from his mysterious darkness into the daylight of rational and discriminating criticism. He will raise strong and vigorous citizens for the State, for he is the sovereign remedy for spasms,\* assists science in attaining its purpose, and saves humanity from its sufferings.

---

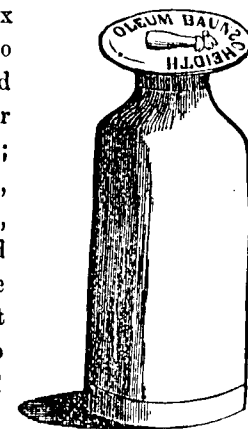
\* It is a well-known fact that generally the strongest and most vigorous children die of spasms.

## II.

### PRACTICAL DIRECTIONS.

#### A. OLEUM BAUNSCHEIDTI.

THE fluid transmitted by the gnat, (*Culex pipiens*) while inflicting the sting, found to be so salutary by the discoverer, is calculated not only to keep open the wound for a longer time, and expose it to the action of the air; but it generates also a wholesome irritation, which contributes largely to the extraction, and more rapid and efficacious removal of all morbid secretions in the body. To imitate this fluid was a second and most difficult problem that presented itself for solution to the Resuscitator. He experimented until success rewarded his efforts. He has prepared a certain oil,\* of his own composition and manufacture, that is designed also to maintain the galvanic union of the polarized needles—is an antidote to rust, and hence chiefly a conservator of the needles, and *this oil is to be applied, with a chicken feather or a small pencil, to the parts that have been punctured by the Resuscitator.* After the expiration of four to six minutes, there will appear on all the punctured parts to which the oil is applied, an eruption resem-




---

\* This oil is given gratis with the Resuscitator, and in order to preserve its full efficacy, must be kept in a cool dry place, and shielded from the sunlight. It might justly be considered as the very opposite of prussic acid as defined on page 14, and therefore be termed "the oil of life."

I have been pained to learn that even some physicians, in the absence of this oil, which is entirely free of deleterious substances, have applied poisonous compounds, such as croton oil, salve of tartar-emetic, and various other tinctures, to the parts operated on by the instrument. Such frivolous individuals do not comprehend the spirit of the discovery, and I earnestly warn all against the use of these dangerous counterfeits, for before I reached a satisfactory result, I have, in my original experiments, realized the most injurious consequences, upon my own body, and frequently put my own life in jeopardy, by such applications.

The above cut illustrates on the scale of 1:2, the appearance of one of my vials of oil. In regard to the other qualities and effects of this oil, we refer the reader to the rise of the term Baunscheidtism, in the second part of this book.

bling millet seeds, which is more or less conspicuous in proportion to the quantity of morbid matter that has accumulated in the body. The skin assumes a healthy red appearance, becomes warm and pliable, and the patient realizes a curious crawling sensation, after which a more or less general and perceptible activity is felt throughout the whole body; which, to a certain extent, makes him feel as though he had been transplanted into a warmer climate. In perfectly sound bodies no effects whatever are produced, and no eruption appears; but the same is also true of such individuals in whom in consequence of the weakened activity of the epidermis the morbid secretions have not been brought near the surface, but have been compactly lodged on important internal organs. In such cases, as a general thing, no eruption appears before the third or fourth application. Hence Baunscheidtism claims legitimately to be the touchstone of true health, and the (*Lebenswecker*) Resuscitator as being the only true and reliable Biometer or Lifemeter. Indeed, it does not seem impossible that at some day, not far distant, it will become the Controller of the medical faculty, whose egregious blunders have thus far been generously veiled by mother earth. (Compare with Taxation of Life.)

## B. GENERAL PRACTICAL DIRECTIONS.

1. As the main seat of all dangerous diseases is indisputably in the spinal column, it is perfectly natural that we commence operating there, in order to relieve life of its morbid pressure, and that, too, upon the cervical point, and to the right and left alongside of it. (Compare with copperplate.)

2. In proportion to the power of endurance of the body, or obstinacy of the disease, the instrument is here struck from forty to sixty times into the epidermis.

3. After the entire surface, now operated upon by the instrument, has been well anointed with a feather dipped into the oil, and the skin has so far absorbed the latter as to remove the danger of its being rubbed off by the clothes, the patient can dress himself again, and has nothing to do but to await results.

4. The curing process may be favorably accelerated, by taking a brush the second or third day, and rubbing open the little pustules on the epidermis, or in some other way gratifying the demand for

rubbing, to relieve the unpleasant itching sensation. But this is not indispensable.

(5) If the pain has not all disappeared in a few days after the application, or if it seems to have drawn together in patches, all the patient has to do is to wait until the skin is perfectly healed of the former application, which it generally does in ten days, and then apply the instrument a second time, and in such a case a little more severely, and the whole trouble, at least in the milder forms of disease, will entirely disappear.

(6) In the more obstinate forms of disease the application must be renewed at intervals of ten days, until the desired result has also been attained. But the most difficult cases generally yield to such treatment in from four to six months.

(7) During the first three days after the application of the Resuscitator, the patient must carefully guard against exposing himself to any draught of air, wet, or moisture; which, to a body that has thus been wrought into a higher temperature, is very prejudicial, and antagonistic to a cure. Likewise should the washing in the morning be deferred for at least an hour after rising, and all work, in which the wetting of the hands becomes necessary, such as the cleaning of vegetables, etc., or detaining oneself in damp places, such as cellars, and the like, should be carefully avoided.

(8) The general diet of the patient need not be changed in the least, as by such means alone a change would take place in the body, which might not, as a general thing, produce the desired effect. Still, to partake of sour articles, especially sour fruits, is not advantageous.\*

(9) To quiet all timid minds we would but remark here that no one can injure himself, or even a sucking infant, by applying the Resuscitator.

(10) It must not be deemed strange that a repetition of the application, after an interval of ten days, may become necessary. The efficacy of the oil in keeping open the puncture wounds of the needles, ceases, according to my observation, after that length of time.

---

\* Acids as taught by experience, hinder the peripheric circulation—are therefore of a cooling nature, and by reducing the temperature of the body, hinder the eruptions after the application of the Resuscitator, and therefore also the excretion of the injurious substances.