



MEDICAL



COLLECTORS



ASSOCIATION

NEWSLETTER NO. 19

March 1991

Dear Colleagues:

The pages preceding this letter describe the Sixth Annual Meeting of the Medical Collectors Association. This year we are trying a unique format. On Wednesday, July 3rd, the enormous antique show at Brimfield, Massachusetts, opens and it runs through the following week. I thought it might be interesting for many of the members who have heard about this show for many years but have not had a chance to experience it, to visit the show and combine it with the Medical Collectors meeting. This is a departure from our usual format of combining the meeting with some medical collection to view. Brimfield is a unique experience with literally thousands of dealers of all kinds of items and a number of medical dealers. It provides a great opportunity to still find bargains in an antique climate where bargains are quite rare. Besides this, it offers a fun experience. The Sheraton Inn in Sturbridge is only a few minutes away from the Brimfield antique show and is a very fine and comfortable facility. We have been fortunate to obtain very good rates for the hotel and for the associated activities.

I am grateful to Dr. Keith Wilbur and Dr. Robert Taraszewski, who have agreed to give talks for the meeting. One place is open for a third speaker. I have a couple of tentative people lined up, but would be anxious to hear from anyone who has something interesting to present. Since we are conducting the meeting at the antique show, we can combine the "Show and Tell" session on Sunday morning with a demonstration of acquisitions obtained at the marketplace. The afternoon will have the usual dealers' session.

Although I had indicated that I did not wish to make my running of the association include the responsibility of the meeting, I have decided to run one more meeting this year. No one stepped forward to volunteer for this position and, therefore, I felt that it was important to maintain the continuity of having the meeting every year and have asked Mitchell Stomer, who works in my department as an Administrator, to put the meeting together for us. Although I have agreed to do this this year, it will be the last. I hope that there are people among the membership who are

interested in running the seventh, eighth and ninth meetings. I hope as time progresses some people will step forward and let me know. Even if you will not be attending the meeting at Sturbridge, please let me know if you are interested in running a meeting, since this is a task which I believe should be shared by all of the membership.

We also need interested speakers. Speaking to the group is a fun and gratifying experience. It is not threatening at all and everyone enjoys the opportunity to hear what the membership has to say. Please, if you have something of interest to present to the group, step forward and let us know.

There are a number of items of interest to bring to the attention of the membership at this time.

Bill Helfand, an active member of our group, has written a new book entitled "Pharmacy: An Illustrated History" by David L. Cowen and William H. Helfand. This beautiful book with 308 reproductions (151 in color) of ephemera from Mr. Helfand's collection, is a major contribution to the field of medical history. It has been published by Harry N. Abrams Company in large format, and is 272 pages. I suggest anyone with interest in medical history contact Abrams Company and obtain a copy of this most interesting volume.

Among other announcements are the Tenth International Scientific and Medical Instrument Fair which will be held on Sunday, April 21st in London. An announcement of that meeting is enclosed.

Jeremy Norman & Company have published a reproduction of the Queen Catalogues. These extremely important historical documents are being offered to the public as a two-volume set and the announcement, description, and order is enclosed with this Newsletter.

A company has recently come to my attention called Medical Heritage Art, which is run by one of the members, Dr. W.R. Spence. Their finely illustrated brochure and ordering card is also included with this Newsletter for those of you who are interested.

Newly arrived on the scene



Founder: M. Donald Blaufox, M.D., Ph.D.

Mailing Address: M. Donald Blaufox, M.D., Ph.D. • 1300 Morris Park Avenue • Bronx, New York 10461 • (212) 904-4011

is the Auction Team Koln. This auction house, in Cologne Germany has a number of antique auctions throughout the year, including one on old technology. The Old Technology Auction includes scientific instruments and this includes medical instruments as well. In fact, I believe that they anticipate having over 100 medical instruments in their next sale. Full information about this source of obtaining items is included in the enclosed brochure.

The Medical Collectors Association has received a little publicity recently. The Thursday, March 7th edition of the MEDICAL TRIBUNE, included an article which highlighted a number of our members. A modified photocopy of the original article which was published in the MEDICAL TRIBUNE is included in this Newsletter for the information of members.

Another announcement of something past but which might be of interest to the members is the announcement by Ralph and Terry Kovel of their highlighting of the Medical Collectors Association on the Tenth Television show of their series, which was aired January 13th on the Discovery channel. Perhaps some of the membership had the opportunity to see this most interesting show.

A new activity that might be of interest to members is the Collectors Information Clearing House, Inc. Although this group was unable to provide us with brochures for enclosure, they did send a photocopy of an article that appeared in an antique newspaper and I have included with the Newsletter a photocopy of that announcement for those of you who may be interested.

I have also received a letter from the Strong Museum seeking information related to drug and alcohol use in America for an exhibit that they are organizing. I have enclosed a copy of their letter and a description of the exhibit for the information of members. If anyone has anything that may be of interest to Patricia Tice, please contact her directly so that she may proceed accordingly. I have also received a communication from Lilli Sentz concerning the McGuire Instrument collection and a brochure of their collection is included. She has asked me to publicize this with the Medical Collectors Association and has included a description of the collection, as well as the brochures. Anyone who can be of help to Miss Sentz should contact her directly.

I have also taken the liberty of photocopying an announcement from the JOURNAL OF LABORATORY AND CLINICAL MEDICINE which is requesting short historical essays for publication in their journal. Any of you who have a brief article for which you would like to find a site for publication should consider this resource.

As in previous Newsletters, I have included a patent, this time one which was graciously provided by Audrey Davis of the Smithsonian. Also included is the regular contribution by Bill Helfand on historical images of the drug market, and by Bob Kravetz on a look back in the "Artifacts from the History of Medicine".

Although we have not received any contributions to the "Can you Identify This" column, I have enclosed a blank page to remind people of the existence of this column and hopefully will stimulate some interest there again.

I wonder how many of you were aware of the fact that Sears, Roebuck & Company published a medical instrument catalogue in 1904. I photocopied a few pages from this catalogue just to show you what it was like. Unfortunately, I believe this was their first and last entrance into the medical mail order catalogue business.

I also recently acquired a very interesting patent medicine and enclosed are some photocopies from the pages with the usual outlandish claims and remarkable reading.

Three late arrivals also have been added. Valere Voorhees is selling her father's medical library and the list is included. The Institute of Pennsylvania Hospital has announced a symposium on "An Historical View of Mental Illness and its Treatment", brochure included. Alan Hawk sent me brochures describing the National Museum of Health and Medicine and a reprint from the Archives of Pathology and Laboratory Medicine which are included with this newsletter.

Those of you who intend to register for the meeting in Sturbridge should register early as places are limited. Also enclosed in the Newsletter is the hotel registration form. Note that the hotel has provided us with a very favorable rate for the meeting.

I look forward to seeing many of you at the meeting in Sturbridge this summer. Please let me know if you would like to give a talk in Sturbridge. If you can't come to Sturbridge but would like to participate in a future meeting, please contact me. I look forward to hearing from you all.

Sincerely,
M. Donald Blaufox, M.D., Ph.D.

Thomas Bruff Senior

Letters Patent, Dated June. 28. 1797.

The Schedule referred to in these Letters Patent and making part of the same containing a description in the words of the said Thomas Bruff Senior, himself of ~~his~~ ^{new} improvement in extracting teeth

Specification. This instrument has a double claw with a joint near the middle, and a spring to draw them together when set on the tooth. It has a fulcrum with two branches, one to answer as a handle for the left hand to keep it on the adjacent tooth, the other having a hook on the upper part of the end answer as a guide and support, to the level which ^{passes} through the staple at the extreme end, and the point through the eye of the claw - under the fulcrum is a crooked cap (sliding on with a screw head and turning on a pin) made to shift to suit the side and shape of the jaw. There is another cap made long designed to rest on the front and back teeth, equally having a hole through the middle large enough to draw the claw through. The lever has a handle like the common Key Instrument. It has a crooked blade near the extreme end to raise it perpendicular from the fulcrum, when turned by the handle; it passes through the hook of the fulcrum to the shoulder, which is about two inches from the handle, the point being small and round crosses through the eye of the claw (which is sharp at the top, and by a turn on the back of the blade brings out the tooth in a perpendicular direction

Witness present at signing

J^r. Gardette

Ben Oenaf

(299 and)

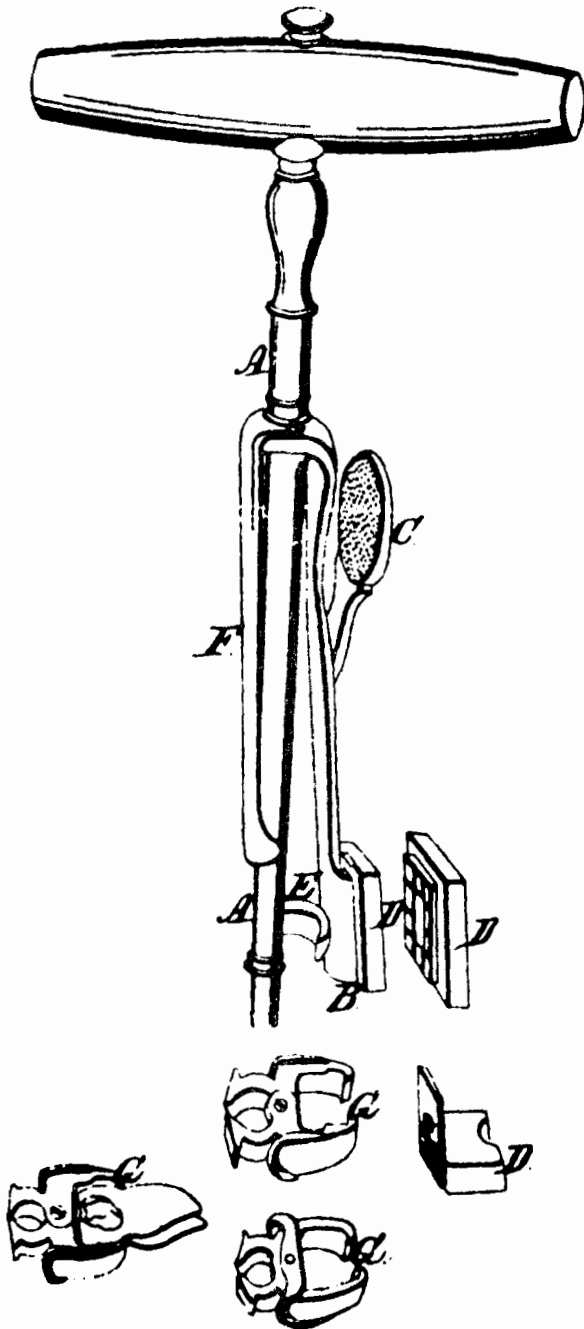
Thos. Bruff Senior.

(Patented 28 June 1797)

In Witness

T. BRUFF, Sr.
TOOTH EXTRACTOR.

Patented June 28, 1797.



THE DOCTOR'S LAST CALL.



Doctor :—"Madam, your recovery is wonderful. I heartily congratulate you."

Madam :—"But, Doctor, I must confess that that lower shelf contains all the medicine you prescribed. It was Warner's Safe Cure that saved my life."

Doctor :—"Warner's Safe Cure! Warner's Safe Cure! Must I have the virtues of that medicine thrown in my face continually? Madam, I bid you Good Morning."

THIS MAY REPRESENT THE PASSION, JEALOUSY AND BELFISHNESS AN OCCASIONAL DOCTOR MAY EXHIBIT WHEN HE FINDS WARNER'S SAFE CURE HAS AGAIN CHEATED THE GRAVE, BUT THE HIGHEST AND MOST NOBLE-MINDED SCIENTISTS OF THE AGE, AND INDEED MOST OF THE MEDICAL PROFESSION, ARE ABOVE SUCH NARROW-MINDEDNESS;—IN FACT MANY USE AND HEARTILY ENDORSE WARNER'S SAFE CURE.

Historical Images of the Drug Market—XIX


by William H. Helfand

Hulbert Harrington Warner felt that he had every right to use the word "safe" in his product, Warner's Safe Cure, because his earliest business success had come from the manufacture and sale of safes. He sold this business in 1884 to the firm that eventually became the Mosler Safe Company, and in that year he commenced marketing a new line of proprietary medicines. These were originally five in number, the main one being Warner's Kidney and Liver Cure, a product containing bugleweed, liverwort, glycerin and 14% alcohol. Later the product name was shortened to Warner's Safe Cure and the alcohol content augmented. Undoubtedly the word "safe" contributed to making Warner a second fortune;

his labels featured an illustration of a safe in addition to other information, and the image of a safe blown into each bottle in the nostrum field, Warner trumpeted the virtues of his products by extensive advertising in newspapers, booklets, almanacs, trade cards, and posters. The cartoon of the doctor's lament at being displaced, a common theme in nostrum advertising, appeared in the booklet "Age, Youth, Beauty and Devotion," published around 1895 and full of testimonials attesting to the virtues of Warner's products. But the founder had nothing to do with the use of the cartoon, for he had sold his company to British interests several years earlier.

A LOOK BACK


FASCINATING ARTIFACTS FROM THE HISTORY OF MEDICINE



This early 20th-century travelling medicine kit was used by doctors on the frontier. A doctor who journeyed for days to visit his rural patients couldn't just write them a prescription and expect them to get it filled at the corner pharmacy! So this kit contained the most common drugs the doc-

tor anticipated his patients would need.

The small boxes at the top of the photo contain benzedrine sulfate — a central nervous system stimulant — manufactured by a well-known pharmaceutical company. Some other drugs in the kit appear to be labeled for children or infants.

Ironically, today a controversy rages in many regions over the sale of prescription drugs by physicians in their offices. Although legal where it is practiced, pharmacists feel the doctors are infringing on their business. In frontier times, doctors and patients hardly had a choice! 

ARTIFACTS COURTESY ARIZONA HISTORICAL SOCIETY, CENTRAL ARIZONA DIVISION. PHOTOGRAPHED BY DAVE TEAS



DAVID POPE, M.D.

E. Foster



A SCENE FROM LIFE IN A QUAKER COMMUNITY.

A QUAKER MEDICINE.

The Discovery of the Great Quaker Doctor, DAVID POPE.

BLOOD. LIVER. STOMACH AND KIDNEY DISEASES QUICKLY CURED.

In one of the Quaker communities near the city of Philadelphia, David Pope, destined to be one of the greatest of American physicians, and one of the noblest of men, was born, in 1829. His parents were Quakers of the strictest sect, and the son grew up with no other idea than that of following in the footsteps of his progenitors.

When about nineteen years old there occurred an event which changed the whole course of his life. This was a visit from an uncle from Germany—a famous physician of Darmstadt—whose influence took strong hold on the boy, and led him finally to choose medicine as his profession. Somewhat against his parents' wishes, he entered one of the great Philadelphia medical colleges, and graduated near the head of his class. Thence he went to Heidelberg and

Berlin, continuing his studies under some of the most noted of German professors, and finally completing them in the office of his illustrious uncle.

Coming back to America, Dr. Pope began his life-work among the Quakers of his native place. He had been practicing about twenty years when he discovered the combination of herbs, roots and barks which makes the greatest medicine ever known for blood, liver and kidney diseases, and now called Pope's Blood and Liver Medicine.

For nearly twenty years after the discovery of his famous medicine, Dr. Pope's attention was mainly devoted to diseases of the blood, liver, stomach and kidneys, and his extraordinary success in their treatment finally attracted the notice of physicians everywhere, and led to the opening of the wider field of usefulness which his medicine now occupies.

This medicine is known to have practically eliminated blood and liver diseases from among the Quakers; and, it being an established fact that all diseases arise from impurity of the blood, Pope's Blood and Liver Medicine has come to be regarded as efficacious in every known disease.

WHAT IT CURES, AND HOW.

While Dr. Pope was a student in the office of his uncle, the great German physician of Darmstadt, the latter, having noted his eager desire for medical knowledge, said to him one day: "You are beginning right, my boy. Who knows but that you may some day hold the key which shall unlock the secret of all disease." The old German doctor's speech was prophetic. From the first Dr. Pope believed that impure blood caused all diseases, and his efforts were unceasingly devoted to discovering the agent—the medicine—which would make diseased blood pure.

His favorite theory was expressed as follows: "Impoverished, impure or diseased blood deranges the entire machinery of life. Sometimes, perhaps, it will cause at first only a slight headache; again, sick headache, neuralgia, rheumatism, or disease of the kidneys or bladder. It may show itself by eruptive disorders, as pimples, boils or carbuncles, or in those terrible diseases, scrofula, catarrh and salt rheum. It may cause every conceivable disease, from a

Whatever has a tendency to change the blood from a perfectly healthy condition will also tend to debilitate the general system, and especially the glandular bodies. This is only another illustration of the danger of impoverished or impure blood.

The first symptoms of these diseases should be met by the prompt use of Pope's Blood and Liver Medicine, which is an absolute specific for scrofula and catarrh:

These diseases, being constitutional, can be cured only by constitutional internal treatment. Pope's Medicine cures catarrh and scrofula by acting directly on the blood and mucous surfaces of the system.

Among the Quakers cures have been made where the disease had run from the patient's childhood for ten or twenty years, or even longer, and no trace of it has been seen in the children of parents so cured.

KIDNEY AND BLADDER DISEASES.

There are certain refuse and poisonous products which cannot escape through the lungs and the skin by perspiration, and the kidneys by secretion remove them from the blood, washing them away in watery solution. To stop this eliminative action of the skin or kidneys would soon be fatal. Yet this action is frequently impeded and interrupted by various bodily excesses, indiscretions and weaknesses.

When there is weakness in the urinary organs, these refuse products do not pass off, but lodge in the kidneys, bladder and urethra, and, growing in size by fresh adhesions, sometimes form substances varying in size from that of a pea to that of an egg.

Where the disorder assumes the form of gravel, some portions of the substance pass off with the urine, but most of the sandy substance remains, giving rise to heat, inflammation, pain and intense suffering in making water. The passage from the bladder becomes so clogged up with the gravelly substance as to prevent the passage of the urine; the bladder becomes painfully full and distended, and the only means of relief is an instrument thrust up through the outer or-

gans into the clogged passage, where the gravel is pushed back and the water permitted to escape. It may well be imagined that this operation is attended by the most intense agony, and this is only a part of the regular suffering of the patient. The severity of the pain depends, of course, upon the size of the gravel or the roughness of its surface. The water should always be kept free—the passages clear of slime and sandy deposit. Pope's Blood and Liver Medicine does this work by stimulating the lungs, skin and kidneys to perform their part properly. Under its influence the watery solutions are carried from the body freely and naturally. Foreign substances of every kind are carried off, and, all humors of the blood having been carried from the system, there is immediate and permanent cure of the disease.

products are retained they poison the blood, and disease shows itself in various forms. Constipation and a disordered liver are the cause of this trouble. The resulting irritation provokes fever and inflammation. It may develop malaria or typhus or typhoid fever. Hence the extreme importance of keeping every outlet of the body free and open, that no clogging or impure blood can exist.

When the regular evacuations occur, it is practically impossible for disease to gain a foothold, and there can never be even the first symptoms of fever or inflammation. This is because the blood is kept pure by the uninterrupted operations of nature.

Upon the first indication of irregularity in any form, Pope's Blood and Liver Medicine should be immediately procured

(it ought to be kept regularly in the house) and taken until every unpleasant symptom has been banished.

NERVOUS DEBILITY

NERVOUS DEBILITY

is usually caused by a long-continued state of impurity of the blood. The nerves are irritated by the consequent derangement of the body's machinery. The more common symptoms are sleeplessness, poor appetite, twitching of the muscles, trembling of

the limbs, trembling of the whole body in the least excitement, general restlessness, and a desire to avoid company.

The soothing influence upon the nerves of Pope's Blood and Liver Medicine is one of the peculiar attributes of this new treatment. The result, as are all other cures performed by this medicine, is brought about by the cleansing of the blood, which relieves the over-worked and irritated nerves, and restores strength to the whole body. Ladies especially find in the medicine a sure relief from the many nervous ills which beset their sex.

RHEUMATISM.

This disease is one of those mysteries whose cause as well as treatment has baffled the medical profession from its earliest history. It now need how



DAVID POPE, THE YOUNG QUAKER STUDENT, IN THE LABORATORY OF HIS UNCLE, AT DARMSTADT.

CHRONIC CATARRH

Is so common as to be regarded a national disease. Never forget that catarrh is a blood disease, and cannot be cured by "local" treatment (the application of salves, balms, or other so-called remedies). The disease requires constitutional blood treatment. Dr. Pope gave years of attention to the treatment of catarrh. His great Quaker Medicine, taken internally, acts directly on the blood and mucous surfaces of the system, and is the only known certain cure for this disease.

FEVERS AND INFLAMMATION.

Where there are free evacuations of the waste products through the water passages and the bowels, there can exist no inflammation or feverish condition. When these

(which does not seem to have any fixed name) to cancer or consumption. It certainly causes all the sallow and ugly complexions. When the cure for bad blood is found, the preventive of disease will have been discovered."

Many times Dr. Pope seemed to be on the verge of the discovery; but there was always one thing lacking, and it was twenty years before success crowned his efforts. The missing element was an herb which grew among the hills in his own native place. That found, the great medicine was complete, and Dr. Pope's years of toil were rewarded.

His wonderful medicine, thus happily perfected, strikes at the root of disease. It opens the natural passages of the body; purifies and enriches the blood, removing from it every taint of disease; brings back the strength of health, and replaces wasted tissue; the form grows plump and comely, the eye brightens, the skin takes on the beautiful tint of health, and life once more becomes a pleasure.

LIVER DISEASES

Cover a multitude of ailments. Dyspepsia, biliousness, jaundice, constipation, gastritis, typhus and typhoid fevers, fever and ague, and many diseases of the skin, are caused by derangements of the liver. The symptoms may be dizziness, fullness or pain in the head, dull pains in the side and back and under the shoulder-blade, nausea, bad taste in the mouth, coated tongue, indigestion, heartburn, sleeplessness, irregularity of the bowels, and piles. Frequently the patient has a dry cough, high-colored urine, sallow skin, tired and sleepy sensations, and loss of energy. The circulation of the blood being sluggish, the hands and feet are cold; the patient suffers from vertigo, sick headache, ringing in the ears, etc. **Pope's Blood and Liver Medicine**, in doses sufficient to promote the secretion of the bile, must be taken. A teaspoonful three times a day (taken immediately after meals) is usually the proper quantity. This treatment may require some time, but the result is certain, for the medicine is a *positive cure* for every form of liver disease.

DYSPEPSIA AND STOMACH DISEASES.

A disordered liver will almost inevitably cause dyspepsia. Another leading cause of the disease is undoubtedly hurried

food. Although the stomach is the principal seat of this disease, yet the whole alimentary canal, including the liver, is more or less complicated, and affected. The earlier symptoms are variable, but consist of windy and acid eructations, colicky pains, furred tongue, constipation, sour stomach and heartburn, languor and irritability, and gloomy forebodings. The stomach becomes inflamed and filled with slime and mucus.

Pope's Blood and Liver Medicine cleanses out the corrupt matter from the stomach and strengthens that organ to dissolve and digest the food, increases the flow of the gastric juice, and restores harmonious action between the stomach, liver and intestines. The first dose of this medicine will show its efficacy in correcting any stomach difficulty. If you will

Follow our Directions Carefully, take proper exercise, eat slowly, and chew the food thoroughly, we guarantee a perfect cure of any case of dyspepsia by the use of Pope's Blood and Liver Medicine. All minor stomach troubles, heartburn, fullness or distress after eating, sour stomach, etc., are very quickly cured by this Quaker Medicine.

The extraordinary merit of this new treatment has been quite generally recognized among the medical profession, and many well-known physicians, aside from Dr. Pope's own circle of friends, have testified to its value in diseases of the stomach and bowels.

CONSTIPATION

is a symptom of sluggish intestinal activity. Irregularity of the bowels is one of the most frequent causes of diseased blood, and consequently one of the most prolific causes of almost every form of disease. Pope's Medicine is not a cathartic.

Cathartics do not Cure Constipation; they only give temporary relief. Pope's Medicine, by stimulating the secretions, and strengthening the muscular function, has already performed more cures of constipation than all the pills made since time began. Costiveness or diarrhoea cannot exist when this regulator has done its work, for it promotes exudation of sufficient bile, and enough of the natural fluids of the intestines, to regulate the movements and give tone to the bowels.

In the treatment of **Piles**, Pope's Blood and Liver Medicine is of the utmost value, owing to its soothing and healing properties. Taken in connection with the treatment known at the druggist's as "Allen's

the blood and liver medicine is of great service in all female diseases, promoting regularity of the menses, and acting as a tonic where there is weakness and pain. The hollow cheek, the sunken eye, the sallow complexion, the dark circles under the eyes—all are indications of weakness of the female organs of generation. The medicine gives new, rich blood, and in female diseases, as in all others, good blood means new life, renewed strength and vigor, and freedom from pain.

DISEASES OF WOMEN.

Pope's Blood and Liver Medicine is of great service in all female diseases, promoting regularity of the menses, and acting as a tonic where there is weakness and pain. The hollow cheek, the sunken eye, the sallow complexion, the dark circles under the eyes—all are indications of weakness of the female organs of generation. The medicine gives new, rich blood, and in female diseases, as in all others, good blood means new life, renewed strength and vigor, and freedom from pain.

Derangements of the periodic uterine function, whether caused by displacements or other local affections, can never be cured by capsules or other quack remedies. Build up the general health, get new, rich blood into the veins, increase the strength—these are the first considerations. Two or three bottles of Pope's Medicine have never failed to work wonders in this direction, and to our knowledge, have never failed to perform a complete cure.

It should be used by ladies suffering from any of the various diseases to which the sex is subject—as obstructions, leucorrhœa or whites, falling of the womb, bearing-down sensations, pain in the back and hips—indeed, it is invaluable in every form of disease incident to girlhood or womanhood. It will certainly banish pain and bring the blush of health to the cheek, and vivacity and elasticity to the system. There is nothing like this **Grand Quaker Medicine as a friend and boon to woman.**

During pregnancy the tonic effect of the medicine is of great value in giving the strength and cheerfulness which will sustain in the time of greatest need, and deprive maternity of much of its dread.

SCROFULA AND CATARRH.

These diseases are undoubtedly a constitutional taint of the system, manifested by a swelling or enlargement of the glands, most frequently beginning in those of the neck, nose or throat, and accompanied sooner or later with inflammation and a continual deposit of tubercular matter in these glands, much as such deposits are made in the lungs in tubercular consumption, and, no doubt, of a similar character.

eye at the disease starts from poisonous matter retained in the blood, from a failure of one or all of the secreting functions to carry off such matter as does not go to build up the system, or effete matter which ought to be carried off with the secretions.

Here, again, Dr. Pope's grand Quaker Medicine performs its great work by carrying off through the skin, kidneys and bowels the waste and corrupt matter that causes rheumatism when it remains in the system. Never before has there existed a remedy as unfailingly successful in rheumatic affections. It not only promotes the secretions, but lubricates the joints, and removes pain. The first few doses will show the Medicine's excellent effect, and convince the most discouraged that it is all that is claimed for it.

DISEASES OF THE SKIN.

All diseases of the skin are blood diseases, for when the blood is pure the skin must be free from all unhealthy eruptions. Pimples on the face or body, erysipelas, salt rheum, ulcers, sores, boils, carbuncles, and every disease which shows itself upon the surface of the skin, are all caused by bad blood. No pimple is ever seen on a healthy skin. A healthy skin is never sallow. Pure blood makes a healthy skin. It follows, therefore, that Pope's Medicine has come to be looked upon as a most important agent in the promotion of beauty. Its use makes pure blood and a beautiful complexion. For this reason the Medicine has gained an immense popularity among the ladies.

POPE'S BLOOD AND LIVER MEDICINE

Is for Constipation.

It Moves the Bowels Every Day

Unless the bowels move every day, good health cannot be maintained. Pills will never regulate the bowels. Pope's Blood and Liver Medicine is the only medicine that will do it. However bad the case may be, a trial will convince you of the merit of this wonderful medicine. We unqualifiedly guarantee it to be a cure for constipation.

Is for Nervous Debility.

A dose of Pope's Medicine at night will in a short time so cleanse the blood and soothe the nerves, and restore strength to the body, as to make life enjoyable.

Is for Ague and Malaria.

Inhabitants of malaria-infested districts find in our Medicine a specific for ague and every symptom of malaria. Tons of quinine cannot do the work which is accomplished by this remarkable medicine. It is a sure preventive of malaria in every form.

Is for Kidney Diseases.

Bright's disease, diabetes, and every form of kidney and urinary difficulty is successfully treated by this Medicine. Some of the worst cases of gravel have been cured by its use, and many cases of Bright's disease and diabetes, where physicians have said there was no hope of a cure, have been immediately relieved and ultimately cured.

Is for Dyspepsia.

Hundreds of maladies spring from this complaint. Its symptoms are the symptoms of a broken-down stomach. Life is a burden for the dyspeptic. It affects not only the stomach, but the liver and bowels. Pope's Medicine tones and invigorates these organs, purifies the fluids, and renovates the general system. It is a positive cure for dyspepsia and all stomach troubles.

Is for the Liver and Bowels.

When, from indigestion or other causes, the bile is not thrown out from the liver, the bowels become costive, and the membranes of the bowels are weakened and exhausted. When much irritation exists diarrhoea follows. By its action on the liver and its healing influence on the inflamed membranes, Pope's Medicine promptly cures all complaints of this character, and moves the bowels every day.

Is for Scrofula and Catarrh

These are two of the most insidious and terrible of blood diseases. The constitution must be influenced to effect a thorough cure. Pope's Blood and Liver Medicine removes from the blood the corruptions which feed these diseases.

Is for Female Diseases.

Our Quaker Medicine has given health and spirits to thousands of ladies. It removes obstructions and brings the hue of health to the complexion. Flagging spirits are restored, and new life and vigor take the place of lost energy and sickness and decay.

Is for Liver Diseases.

Most of the suffering of humanity comes from a disordered liver.

Medicine will remove the cause, the liver will then resume its natural functions, and good health will return.

Is for Rheumatism.

This is a blood disease. One or two bottles of Pope's Medicine will do more towards a cure than all the liniments or oils in the world, for it carries out of the circulation the acrid humors and uric acid in the blood, upon which rheumatism depends.

Is for Skin Diseases.

All vile humors in the blood are removed by Pope's Blood and Liver Medicine. The skin cannot be unhealthy where there is pure blood. Pimples, blackheads, erysipelas, salt rheum, boils, carbuncles, scabs in the hair, sore eyes, etc., are all cured by this Medicine. Its use gives the complexion the bright hue of health. Indeed, its action upon the complexion is like magic.

Is for Pale People.

Organic troubles, accidental injury or mental disturbances may cause anæmia or poverty of the blood, or, in its simpler form, it may be caused by exhaustion. Whatever the cause, Pope's Blood and Liver Medicine is absolutely the best general tonic and blood-maker for Pale People and for Thin People.

Is for Bad Blood.

All disease has its origin in some unnatural condition of the blood. Pope's Blood and Liver Medicine never fails to purify the blood. It is good for every member of the family—old, middle-aged and young. It gives strength and vigor to the aged, or those who are overworked and despondent. To the young woman it gives the beautiful complexion that is admired by all. For the children it is an invaluable panacea in stomach and bowel troubles.

Pope's Blood and Liver Medicine is prepared by

ALLEN S. OLMSTED,

at LE ROY, GENESEE CO. N. Y.

after the original formula of Dr. D. D. Pope and sold by drug stores and dealers in medicine everywhere.

ALLEN'S



TRADE MARK.

DISCOVERY FOR PILES A TREATMENT THAT CURES.

*A New Discovery that Cured all
Kinds of Piles.*

**A Brief Chapter on Piles or Hemorrhoids.
How Caused. How Cured. No Knife.
No Caustics. No Ligatures.**

There are few maladies more common than Piles, or Hemorrhoids, and few more painful, or annoying. Surrounding the interior portion of the rectum, or lower bowel, is a network of blood vessels called the hemorrhoidal plexus. The loop and branches of this network of veins lies very near the surface, and being covered only by the thin mucous membrane lining the rectum, they

do not receive the support bestowed upon vessels in other portions of the body by the surrounding tissues.

If from any cause the overflow of blood from these vessels in any way obstructed, they easily become distended and enlarged, forming with the membrane in which they are situated, the painful tumors called Piles. If these tumors are formed at, or just outside the lower part of the bowel, they are termed external Piles; when they are situated higher up the bowel, they are termed internal, or blind Piles.

Then, also, the coats of these blood vessels are supplied with a small amount of elastic and muscular tissue and are unable to resist any unusual amount of pressure, but yield and dilate under its influence, and have but slight power of contracting when the pressure is removed. It is also known that the walls of the veins are less resistant in some persons than others. Piles, then, are dilated veins, or blood vessels.

THE CAUSE OF PILES.

The rectum becomes overloaded with, and distended by, the collection of fecal matter, which presses on the blood vessels, obstructing the current of blood from the lower branches and causing them to dilate, and they gradually project into the cavity of the bowel in the shape of little tumors. These soon attain sufficient size to form an obstruction to the free passage of the bowels.

The passage of the hard fecal matter over these tumors is exceedingly painful, irritating and bruising them, producing ulcer-

ated spots from which arises the bleeding so frequent in this disease. Being crowded upon day by day in this manner, the tumors are gradually forced down till with every stool they are protruded from the bowel, when they are grasped by the sphincter muscles, which surround the orifice, and are held bruised and bleeding until the sufferer assumes the erect position, when they slip back to their position once more.

Among the causes of Piles may be mentioned the following, to wit: Habitual constipation, pelvic tumors, violent horseback exercise, unnatural development of the hemorrhoidal vessels, indigestion, pregnancy, habitual use of drastic cathartics, straining at stool, dysentery, excessive cigarette smoking, sitting on heated cushions, frequent injections, the use of printed closet paper, long-continued standing posture, diseases of the liver, stone in the bladder, worms, stricture in the urethra, enlarged prostate gland, eating highly seasoned and indigestible food, sitting too long at sewing or other work without proper exercise, wearing corsets, using alcoholic stimulants, and some authors believe that in many persons they are hereditary.

THE SYMPTOMS

Have already been described to a great extent, and are well known and quickly understood when the disease has progressed far enough to demand attention.

In the earlier stages they are not so easily recognized; a frequent heat or itching in the parts, particularly on getting warm in

bed, a sense of fullness, as of a foreign body in the anus at the time of stool, together with slight pain when the passages are unusually hard, and pain in the back, first attract attention.

THE TREATMENT.

Notwithstanding the fact that Piles are readily cured by the appropriate remedies, thousands of people suffer and what is worse they suffer from them because of the popular impression that they cannot be cured. "What can be done? Who will show us a way of escaping this dreadful malady?" is the cry of thousands of sufferers. "If we could only be made comfortable we should be satisfied."

Such are the perplexities of those who have never used ALLEN'S DISCOVERY FOR PILES; but those who have used this New DISCOVERY will uphold us in asserting that any case not so far gone as to run into cancer, or ulcerated through the walls of the bowel, or past all hope, can be cured; and every case, no matter how bad, can be improved and made comfortable, tumors as large as a hen's egg being reduced in one week's time.

The earlier you commence using, the quicker and easier the cure will be.

THE COMPOSITION AND ACTION.

It is known that certain remedies have the power of contracting the muscular fibres which are found in the walls of the blood vessels and coats of the bowels. When

[OVER.]

taken into the stomach the lower part of the bowel is unaffected by them, as they cannot reach it unchanged, hence the absurdity of attempting the treatment of Piles through the stomach, but when applied locally, as they are through the medium of ALLEN'S DISCOVERY, they cause these muscles to gradually contract, and as a result the tumors decrease in size and their contents are expelled.

In addition to these muscular tonics, or stimulants, ALLEN'S DISCOVERY contains astringents which assist and maintain the action of the muscular tonics. It also heals the sore and ulcerated spots and so prevents the bleeding. It quiets and allays the irritation, and in this last action is assisted by sedatives which also allay the pain, itching and burning so constantly present. In the composition of many ointments, lard and tallow, on account of their cheapness, are generally used, to the injury of the persons using them; for animal fats are especially liable to become rancid when kept any length of time, and instead of having the mild and soothing properties they should possess, they become irritants, and unfit as vehicles for other substances to be applied to the skin even, to say nothing of the delicate and sensitive mucous membrane that lines the lower bowel and covers the Pile tumors.

In the preparation of ALLEN'S DISCOVERY FOR PILES no lard or tallow or other animal fats are used, as in the case of many preparations, which soon become rancid and irritating. Only the purest vegetable ingredients enter into its composition. By keeping the parts lubricated

IT ACTS AS A FOUULTICE,

constant soothing effect is produced, the tantalizing itching is at once stopped and if there be tumors formed, either external or internal, they are gradually absorbed until a pleasant and a painless cure is effected.

PILES ARE NOT AN EASY DISEASE TO CURE.

Scores of people suffer untold torture from Piles, because of the old notion that they can't be cured, notwithstanding the now well-established fact that they are readily cured by the right treatment. As the result of some of the recent deep study and experiment by specialists in this important branch of medical treatment, we now know positively that certain remedies do have the power of so acting upon the tissues and walls of the lower bowels as to produce speedy and permanent cures, when properly combined and locally applied, as they are through ALLEN'S DISCOVERY FOR PILES.

If you suffer from a severe case of Piles of long standing, either Itching Piles, Ulcerated, Blind or Bleeding, we know that this remedy will cure you, if you follow the directions and give it a fair trial. We know this from what it has done for so many others. To convince you, we give space to a brief extract from a letter taken from a drawer full, kept on file, all in praise of ALLEN'S DISCOVERY.

S. B. Belding, of No. 15 Myrtle Avenue, Albany, N. Y., writes November 27, 1888: "I have suffered for ten to twelve years from Piles, was treated by specialists and tried

every sort of remedy. ALLEN'S DISCOVERY FOR PILES cured me, and I can say with confidence, after it cured a case as bad as mine, it will cure any case."

WE DO NOT CLAIM THAT ONE BOX will effect a permanent cure in the severest cases of years' standing. Such a statement would be manifestly absurd. But we do confidently say, that

Allen's Discovery for Piles

will give you immediate relief and *always effect a permanent cure* if you will give it a fair trial according to directions. You will be convinced of its honest merit in your own case and let its good work be known among your friends who may suffer.

WE ASK ONLY A TRIAL

of this NEW DISCOVERY for the entire proof of all we have claimed for it. Be sure to read and follow the directions carefully.

ALLEN'S DISCOVERY is intended only for the cure of Piles, but

IT IS UNEQUALED AS AN OINTMENT

for Burns, Boils, Pimples and Ulcers and especially for all *Chafing or Itching on any part of the body, and Skin Diseases of every form*. It is sold at 50 cents per box by druggists and dealers in medicine everywhere. Ask for ALLEN'S DISCOVERY, and if your druggist should not have it and will not get it for you, write to ALLEN S. OLMSTED, Le Roy, Genesee Co., N. Y., enclosing 50 cents and it will be mailed you at once, postage paid.

SPECIAL DIRECTIONS.

Wash the parts carefully with castile soap in lukewarm water, then apply a small quantity of the DISCOVERY night and morning and after each movement of the bowels, placing it gently well up the passage way of the rectum, gently rubbing it thoroughly into the parts affected. *In case the tumor protrudes, always press it gently, with the finger, back in place as far as possible.* In the severest cases absolute rest in bed should be taken. If there is great inflammation take a small piece of ice, wrapping it up in cloth and apply to the parts as long as you can stand it. If this is done morning and evening, much relief will come from it in severe cases. Also in the most obstinate cases a little of the DISCOVERY should be melted and injected with a syringe well up the rectum at bedtime or when convenient.

If the bowels are constipated use gentle laxatives, such as mild salts, or fruit before breakfast, or stewed fruit with meals. Never use harsh pills or strong physic. Keep up the use of the DISCOVERY for a short time after the cure is effected.

We would call your special attention, and the attention of physicians in particular, to the *absolute purity* of the ingredients combined in this preparation.

[COPYRIGHTED.]



SURGICAL INSTRUMENTS
— AND —
PHYSICIANS' SUPPLIES

HOSPITAL FURNITURE
ENAMEL WARE
ORTHOPEDIC APPARATUS
ARTIFICIAL LIMBS
INVALID CHAIRS

1904-1905

SEARS, ROEBUCK & CO.
CHICAGO, ILLINOIS, U. S. A.

SPECIAL CATALOGUE OF

Surgical Instruments, Physicians' and Hospital Supplies, Orthopedic Apparatus and Artificial Limbs

WE PRESENT HEREWITH OUR COMPLETE SPECIAL CATALOGUE OF SURGICAL INSTRUMENTS OF ALL DESCRIPTIONS AND EVERYTHING IN THE LINE OF PHYSICIANS' SUPPLIES

==== For Complete Itemized Index, refer to the last pages. ====

OUR UNQUALIFIED GUARANTEE.

We positively guarantee every article we sell. We guarantee every article to be strictly high grade in every particular, to be the very best article of its class on the market, to be exactly as illustrated, represented and described in this catalogue, and any instrument or other article that you order from this catalogue that you do not find perfectly satisfactory, even though it is just as represented and described, may be returned to us and your money will be returned to you without question or argument. This is the strongest guarantee we make, and is intended to convince every one who uses this class of goods that we are handling only the best grade of instruments, only strictly high grade instruments and supplies, and so that no one may fall into the error of misjudging our line by reason of our low prices.

TERMS.

Our only terms are cash. We sell for cash only, and the prices quoted in this catalogue are absolutely net from which there is no discount whatever. Our terms are alike to one and all, and our very lowest cash prices are plainly printed in the catalogue and we cannot make any other terms or prices than those named, in fact we can not depart in any particular from our regular established rules of doing business.

C. O. D. SHIPMENTS.

We will, if desired, send any goods to any one by freight or express C. O. D. subject to examination if a sufficient cash deposit accompanies the order to guarantee transportation charges, in which case the goods can be examined when they arrive, and if they are satisfactory, our price and express or freight charges to be paid, less the amount sent with the order. If not satisfactory, you are under no obligation to accept them, but the goods will be returned to us at our expense and the money you sent us will be refunded in full.

NEARLY ALL OUR CUSTOMERS SEND CASH IN FULL WITH THEIR ORDERS

And do not have goods shipped C. O. D. By sending cash in full with your order, instead of having the goods shipped C. O. D., you save the extra charge express companies always make for collecting the amount of the C. O. D. and returning the money to us. We advise and recommend sending the full amount of cash with the order not only that you may save the 25 to 40 cents extra charge that the express companies ask on C. O. D. shipments, but it is a more satisfactory way of ordering goods, it is less trouble for you in receiving the goods, and it is less trouble for us to handle your order. Understand, of course, even if you send the full amount of cash with your order we stand ready to immediately return your money for any goods that are not perfectly satisfactory.

PLEASE DO NOT MISJUDGE THE GOODS LISTED IN THIS CATALOGUE.

Do not think that because our prices are very low, in some cases one-half or less than what this class of goods has heretofore been sold, that the quality is inferior or that the goods we handle are not high grade. We realize that the most difficult thing we have to contend with in presenting this catalogue to physicians everywhere is the liability of the quality of our goods to be misjudged, the chance there is of the physician believing that it is impossible to sell high grade instruments and Physicians' Supplies at our low prices, of thinking that because he has heretofore paid two or three times the price we ask for the same kind of instrument or other article, that those he has bought or wishes to buy are higher grade than the goods we handle.

THIS IS THE POINT WE WISH TO MAKE PLAIN, THE ARGUMENT WE WISH TO BRING HOME, THE FACT WE WISH TO ESTABLISH, NAMELY:

That the instruments and all other goods listed in this catalogue are strictly high grade, the very best quality, equal if not superior to any surgical instruments and supplies on the market today, and back of this statement is our positive guarantee to this effect, our pledge to immediately refund the purchase price and the transportation charges both ways on the instrument or other article that is not perfectly satisfactory when received.

WHY WE CAN NAME SUCH ASTONISHINGLY LOW PRICES ON THIS LINE OF GOODS.

The plain facts in the case are that this line of goods has always been sold at prices that are enormously high, simply outrageous in comparison to the prices on other lines of merchandise. Dealers in surgical instruments and supplies are usually specialty houses, and they figure anywhere from 100 to 500 per cent profit on the cost of the goods, and as a result, a comparison of the prices quoted in this catalogue with the prices asked by others will show that our prices are only one-half, and sometimes less, than those quoted by others for the same kind of instruments.

WE DO NOT BELIEVE IN ASKING SUCH A BIG PROFIT.

Our business has been built up by steadfastly adhering to the policy of selling as close to cost as possible; not with the idea of getting as much as the goods will bring, but with the idea of figuring the margin of profit as close as possible and making the selling price as low as possible. We are selling physicians' instruments and surgical supplies on the same uniform one small profit plan as we are selling the most staple articles of merchandise in our large general merchandise catalogue, and as a result our prices compared to the prices heretofore asked on these goods are really a revelation in low price making. Again, there are several factors that help us to keep down the cost and enable us to make such low prices. This department of surgical instruments and physicians' supplies is only one of fifty different merchandise departments in our house. It has to stand only one-fiftieth of the expense of doing business, one-fiftieth of the overhead expense, such as rent, light, clerk hire, etc., and in this one item of small expense this department has a big advantage over specialty dealers in this line of goods. Again, we sell these goods through this catalogue alone. We have no traveling men, no representatives, we sell for cash only, we have no bad debts, no expenses for collection. We buy these goods direct from the largest manufacturers. We have an enormous output of these goods, and to the manufacturers' lowest net spot cash prices we add our uniform one small percentage of profit, a smaller margin of profit than any specialty dealer or other concern would be satisfied with, or even could be satisfied with and still exist. This one item of small profits is the keynote of our success in naming such low prices.

WE ALREADY HAVE THE PATRONAGE OF THOUSANDS OF PHYSICIANS THROUGHOUT THE UNITED STATES.

Many physicians and surgeons are already represented in our list of customers, having bought from us from the day we entered this field everything they need for professional purposes, and to such we need no introduction. Those who have patronized us know our policy of doing business, the low prices we quote on practically everything in the world of merchandise, know our liberal policy of adjusting any small difference or complaint that may arise, know our positive guarantee back of every transaction. To those who have never dealt with us and receive this catalogue as the first introduction, we wish to say that we are authorized and incorporated under the laws of the State of Illinois with a cash capital and surplus of over \$2,000,000.00, paid in full. We refer by special permission to the National City Bank of New York, the Second National Bank of Boston, the Corn Exchange National Bank and the First National Bank of Chicago. We are pleased to refer to any resident or business house in this city, and we refer more especially to our hundreds of thousands of satisfied customers all over the world. We have nearly 3,000,000 customers who patronize us for their supplies, and there is hardly a city, town or hamlet in the United States in which some of our customers can not be found and to whom we have not shipped goods. Therefore, you may feel assured of our reliability, our responsibility, and our strict integrity, and you will know that we could not afford to misrepresent a single fact or a single item in this catalogue.

THE ILLUSTRATIONS AND DESCRIPTIONS IN THIS CATALOGUE CAN BE DEPENDED UPON.

We aim to illustrate and describe every article with the strictest accuracy. We have made our illustrations by the best processes with a view of giving the customer the best possible idea of what he is ordering. In nearly all cases the illustrations are made from photographs taken from the article. They are such illustrations as will enable you to order understandingly; in fact, with our complete assortment, our correct illustrations and accurate descriptions, you can order from this catalogue with the same ease, confidence and security as though you were in our store personally selecting the goods from our stock.

WE MAKE NO REDUCTIONS IN OUR PRICES.

As stated before, the prices in this catalogue are strictly net, and we emphasize this fact for the benefit of those who might be inclined to ask for a reduction from the prices quoted in this catalogue. We can not make any reduction or concession, whether you order in large or small quantities. The price quoted on each item is as low as we could possibly make it, and it is impossible to reduce these prices one penny or to make any other concession. You will find, however, upon a comparison of our prices with those of any other concern that we can furnish you better goods for far less money than you can obtain from any other house in the United States.

THESE PRICES ARE GUARANTEED.

With but very few exceptions, the prices quoted in this catalogue will remain in force under any and all circumstances until they are revised in the next issue of this book. You may feel safe in ordering from this catalogue at any time, and receiving the goods at exactly the prices named. Owing to the fluctuations of the market in drugs, chemicals, cotton, etc., and the fact that we quote the goods comprising this line at practically jobbers' prices, our quotations on some of these items (drugs, chemicals, cotton, etc.), are necessarily subject to such market fluctuations. The necessity for advancing prices very rarely happens, but as a protection to us at the extremely low prices we are making, we must reserve the right to advance the quotations on drugs and chemicals where such action becomes absolutely necessary. In any case, the advance will simply be the difference in cost to us, and on the other hand, if the prices decline so that we are able to buy these goods at lower prices than before, you will get the benefit of this reduction, the drugs and chemicals will be billed to you at the reduced prices, and the difference will be returned to you in cash without notice.

HOW TO ORDER.

In sending us your orders, kindly observe the following instructions: Always sign your full name. Write your name in full, clearly and distinctly (avoid fancy signatures). Give your postoffice and state in full and also give your shipping point if it is different from your postoffice. Always give catalogue number in full, description, and the price of each article ordered. Always be sure to give size, weight and measurement in ordering anything where they are required.

ABOUT SHIPPING INSTRUCTIONS.

If you are ordering only one or only a few light instruments where the postage is not much of an item, instruct us to send your goods by mail, being sure to enclose the proper amount required for postage as stated under each item. Where goods can be shipped conveniently by mail and at small expense, we have stated the amount required for postage. In ordering goods to be shipped by mail, please do not fail to include the necessary postage. If your order includes heavier goods, or quite a few items, still not enough to weigh 50 pounds, the most satisfactory method of shipment is by express. Express charges will amount to very little as compared with the saving in price. If you are ordering large and bulky articles where the weight is quite an item, or if you are making up a large order, instruct us to send the goods by freight. One hundred pounds can go by freight almost any distance for but half the amount the goods would cost if shipped by express. Freight is the cheapest method of shipping goods, providing your order amounts to enough, and it may be that you can include other needed merchandise from our various departments to be shipped with your instruments, and thus be able to make up a freight order, and you will then receive the goods at the lowest cost of transportation.

WE DO NOT PAY TRANSPORTATION CHARGES.

Freight and express charges must be paid by the customer, as our prices are for the goods free on board the cars or in the hands of the express company here in Chicago, from which point the customer pays the freight or express. If you wish goods sent by mail, include enough extra to pay for postage. If you wish the goods sent by freight or express, do not include anything for transportation charges, as the charges are not one cent less if paid by us or by you, and it is better to pay the freight or express charges at the destination of the goods.

In remitting, remit by postoffice money order, express money order, bank draft or cash. Do not under any circumstances send money or stamps in a letter except by registered mail. Always register a letter containing cash, and be sure to state in your order plainly how much money you enclose and in what form.

ABOUT CLAIMS FOR DAMAGE.

We carefully pack and deliver all our goods, and guarantee the goods to reach you in the same perfect condition they leave us and to be satisfactory to you in every way. If any article reaches you marred, scratched or broken, or in any way defective, be sure to have the railroad agent make a notation of such defect on the freight or express receipt he gives you. Claims for damage can then be made, and the amount of the damage collected from the transportation company.

PLEASE PRESERVE THIS CATALOGUE CAREFULLY.

This complete and carefully compiled catalogue is presented to you with our compliments, knowing that you are interested in this line of goods. If there is nothing you are in need of immediately, please lay this catalogue aside where it can be referred to in the future. We would respectfully ask that when you are needing goods in our line, instruments or surgical supplies, before placing your order elsewhere, kindly refer to our catalogue, and we only ask that you send us your order if you find our price is lower than is named elsewhere.

Physicians and surgeons everywhere are respectfully requested to go over this catalogue carefully. Please do us the favor of comparing our prices with those you are paying for this class of goods, and then if we can save you money please favor us with a trial order. We feel sure that if you favor us with a trial order you will keep our catalogue for ready reference always, and that we will be favored with the orders for practically everything you use in this line.

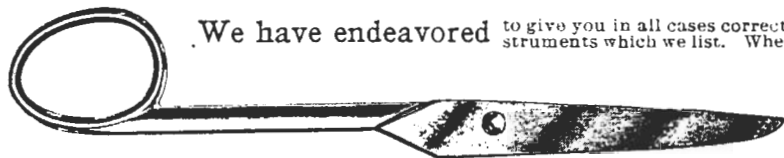
SEARS, ROEBUCK & CO., Chicago, Ill.

Physicians' Instruments.

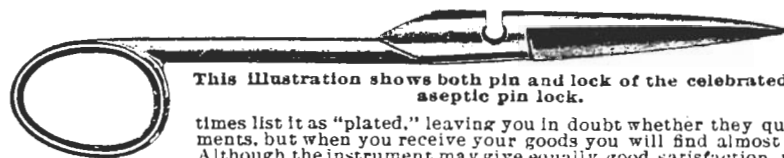
OUR LINE OF PHYSICIANS' INSTRUMENTS, WHICH WE PRESENT TO YOU IN THE FOLLOWING PAGES, OFFERS YOU AN OPPORTUNITY TO OBTAIN YOUR INSTRUMENTS AT A LOWER PRICE THAN YOU CAN BUY THESE ARTICLES FROM ANY OTHER DEALER, NONE EXCEPTED.

While this of course assures you a very large saving on your purchases from us during the year, it is not the only point of importance which should receive your consideration. Our prices, while extremely low (in fact, lower than are made by any other instrument dealer in the United States), are on first class standard instruments only. They are perfectly made goods. Working on the small percentage of profit which we do, we can afford to give you the best, and we still secure for ourselves a satisfactory margin, although we make our prices lower than any other dealer has ever offered you.

KINDLY OBSERVE THE FEW IMPORTANT POINTS WHICH WE BRING TO YOUR ATTENTION AND WHICH WE BELIEVE WILL PROVE OF
 ===== CONSIDERABLE INTEREST TO YOU =====



We have endeavored to give you in all cases correct information with reference to the instruments which we list. Where there are different sizes or where on a single instrument the size is of importance, the actual size is stated in the description, while others sometimes fail to give you this information and send either a small or medium instrument when a large size is required, or they will make a higher charge than their list price if the large size is ordered.



This illustration shows both pin and lock of the celebrated aseptic pin lock.

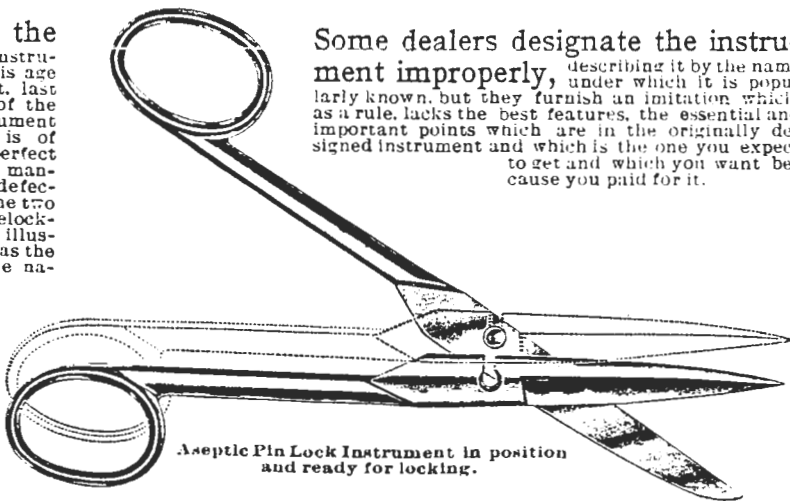
times list it as "plated," leaving you in doubt whether they quote on nickel or silver plated instruments, but when you receive your goods you will find almost invariably the nickel plated article. Although the instrument may give equally good satisfaction, whether it is silver or nickel plated, these dealers are deceiving you in order to obtain a higher price for an article of less actual value.

If the instrument is on the market, both nickel and silver plated, other dealers sometimes

Now a word regarding the lock in scissors, forceps and instruments of that nature. In this age of "perfect sterilizing," as the first, last and all the time principle, it is of the greatest importance that each instrument should be of the most proper, that is of the correct type that permits perfect sterilization in an easy convenient manner and without making the lock defective by the frequent separation of the two parts for sterilizing purposes and relocking them. The aseptic pin lock, as illustrated below, is today recognized as the standard lock for instruments of the nature referred to.

It is perfect, works easy, locks quickly and neither pin or slot will wear out from ordinary usage.

With a few exceptions, which are repeatedly mentioned in describing our instruments, and where the aseptic pin lock is not needed, or where a screw lock or Collins lock is positively required owing to the usage of such particular instrument, we furnish all other instruments of this kind with the only correct and perfect pin lock as per illustration above. The up to date surgeon will use no other.



Aseptic Pin Lock Instrument in position and ready for locking.

Some dealers designate the instrument improperly, describing it by the name particularly known, but they furnish an imitation which, as a rule, lacks the best features, the essential and important points which are in the originally designed instrument and which is the one you expect to get and which you want because you paid for it.

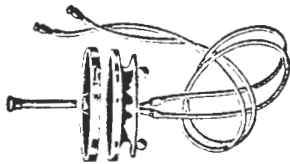
Our list is a complete compendium of new instruments which are popular and have by actual test proved their value to the best and busiest surgeons in this country, and also include all the old-school instruments which, although long in use, are today recognized as the best and most practicable for the purposes for which they have been planned and constructed.

All we ask of you is that when you are in need of anything we supply, compare our prices and the grade of the goods we sell with those of other houses, and if we can save you money, and if you feel thoroughly convinced that we can serve you better, we shall be pleased to receive your orders and will give the same our most careful and prompt attention.

No. 49W1397 **Bowie's Stethoscope.** With this instrument all sounds produced within the chest can be heard very distinctly. Cardiac murmurs which are inaudible with any other stethoscope can be distinctly heard with this. Especially is this true of low pitched murmurs due to aortic regurgitation. It is useful for examination not merely of the heart, but of the lungs as well. Its flat chest piece makes it very useful in listening to the posterior portions of the lungs in cases of pneumonia in which the patient is too sick to be turned over or to sit up. Without moving the patient at all you can work the chest piece in under the back of the patient by pressing down the bed clothes and in this way can listen to any part without moving the patient. Flat chest piece can be detached from bell which gives you the ordinary stethoscope.



Price.....\$3.50
Bell part extra.....50c
If by mail, postage extra, 14 cents.



No. 49W1398 **Phonendoscope.** Price.....\$3.50
If by mail, postage extra, 14 cents.

No. 49W1400 **Bridge's Flexible Spring Steel Percussion Hammer.**
Price.....50c
If by mail, postage extra, 4 cents.



No. 49W1401 **Elliot's Percussion Hammer.** Price. 35c
If by mail, postage extra, 5 cents.

No. 49W1402 **Traube's Percussion Hammer.**
Price.....45c
If by mail, postage extra, 5 cents.

No. 49W1404 **Hard Rubber Pleximeter.**
Price.....10c
If by mail, postage extra, 2 cents.

No. 49W1405 **Metal Pleximeter.**
Price.....8c
If by mail, postage extra, 2 cents.



No. 49W1406 **Lead Mallets.** Price.....75c
If by mail, postage extra, 14 cents.




No. 49W1407 **Rawhide Mallets.** Price.....50c
If by mail, postage extra, 9 cents.

No. 49W1409 **Diagnostic Tube, soft rubber with black and white tips.**
Price.....23c
If by mail, postage extra, 2 cents.




No. 49W1413 **Es-march's Strap and Chain Tourniquet.**

Price.....55c
If by mail, postage extra, 5 cents.




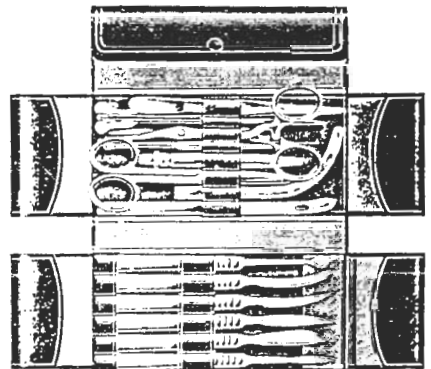
No. 49W1412 **Instantaneous Tourniquet.**
Price.....20c
If by mail, postage extra, 4 cents.

IMPORTANT NOTICE. All our pocket and other instrument cases (except No. 49W1425) which is constructed for dissecting only, contain only the genuine imported highest grade instruments, standard among physicians. Instrument cases supplied by other houses, as a rule, contain inferior instruments.




No. 49W1423 **Our Handy Vest Pocket Instrument Case** in seal grain leather, containing 1 scalpel, 1 curved sharp point bistoury, 1 thumb dressing forceps, 1 ear hook and spoon, 1 pair probes, 1 director and tongue tie, 1 pair scissors.
Price, per set.....\$2.25
If by mail, postage extra, 7 cents.

No. 49W1425 **The Surgeon's Ideal Pocket Instrument Set**, in neat leather case, with pocket on side for silk and needles, comprising 1 haemostatic forceps, 1 thumb forceps, 1 combined catheter, 1 pair scissors, 1 ear spoon and hook, 1 director and tongue tie, 1 pair probes, 1 bone curette, 1 curved sharp bistoury, 1 straight bistoury, 1 tenatome and one scalpel.
Price, per set.....\$3.00
If by mail, postage extra, 12 cents.




No. 49W1430 **Our Aseptic Aluminum Tray Pocket Case.** The knives in this case are set on an aluminum plate which can be detached and sterilized. Contained in fine morocco case. Comprises 1 tenatome, 1 tenatome, 1 curved probe bistoury, 1 curved sharp point bistoury, 1 straight bistoury, 1 scalpel, 1 combined male and female catheter with caustic holder, 1 haemostatic forceps, 1 pair scissors, 1 ear spoon and hook, 1 needle holder, 1 pair probes, 1 director and tongue tie, 1 thumb dressing forceps.
Price, per set.....\$6.50
If by mail, postage extra, 15 cents.

You cannot obtain better or more satisfactory instruments than we furnish you, regardless of the price you would be willing to pay.




No. 49W1377 Ingal's Nasal Snare, in case, with six canulas. Price.....\$3.50
If by mail, postage extra, 10 cents.



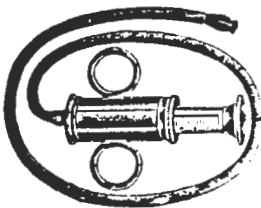
No. 49W1378 Jarvis' Nasal Snare, two tips. Price..\$1.00
If by mail, postage extra, 4 cents.

No. 49W1379 Snare Wire. Per spool.....60
If by mail, postage extra, 2 cents.

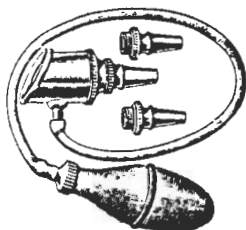


No. 49W1380 Ear Masseur Engine. The latest improved double cylinder ear masseur, with adjustable stroke; can be operated by compressed air or small motor. Price.....\$4.50

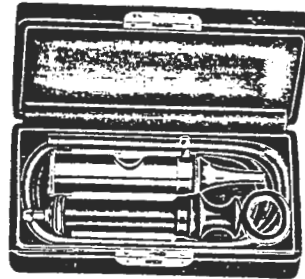
No. 49W1381 For water. Price..... 4.50



No. 49W1382 Delstanche Hand Ear Masseur. Price.....\$1.70
If by mail, postage extra, 9 cents.




No. 49W1383 Slegel's Otoloscope. All metal with bulb and 3 tips. Price.....\$1.40
If by mail, postage extra, 8 cents.

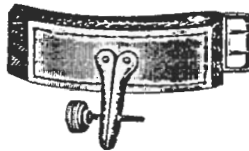


No. 49W1387 Silk Head Band for Mirrors. Price.....30c
If by mail, postage extra, 2 cents.

No. 49W1384 Blagop's Otoloscope, in case. Price.....\$3.10
If by mail, postage extra, 10 cents.




No. 49W1388 Ivan's Head Band, elastic. Price.....70c
If by mail, postage extra, 4 cents.



No. 49W1390 All Metal Head Arch. Price.....40c
If by mail, postage extra, 8 cents.



No. 49W1391 Head Mirrors, 3-inch. Price.....\$0.75
No. 49W1392 3 1/4-inch. Price......90
No. 49W1393 4-inch. Price..... 1.00
If by mail, postage extra, 8 cents.

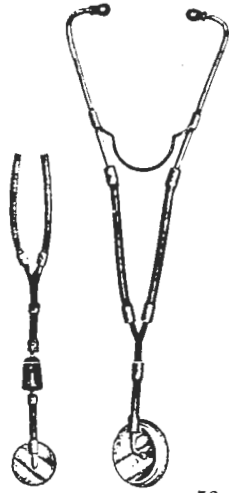


No. 49W1395 Camman Stethoscope, with elastic band. Three bells. Price..... 90c
If by mail, postage extra, 10 cents.

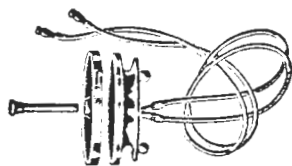


No. 49W1396 Snifton Stethoscope, so arranged that hard rubber chest piece may be detached and the metal end also used as a smaller end piece. Price.....65c
If by mail, postage extra, 8c.

No. 49W1397. **Bowle's Stethoscope.** With this instrument all sounds produced within the chest can be heard very distinctly. Cardiac murmurs which are inaudible with any other stethoscope can be distinctly heard with this. Especially is this true of low pitched murmurs due to aortic regurgitation. It is useful for examination not merely of the heart, but of the lungs as well. Its flat chest piece makes it very useful in listening to the posterior portions of the lungs in cases of pneumonia in which the patient is too sick to be turned over or to sit up. Without moving the patient at all you can work the chest piece in under the back of the patient by pressing down the bed clothes and in this way can listen to any part without moving the patient. Flat chest piece can be detached from bell which gives you the ordinary stethoscope.



Price.....\$3.50
 Bell part extra.....50c
 If by mail, postage extra, 14 cents.



No. 49W1398 **Phonendoscope.** Price.....\$3.50
 If by mail, postage extra, 14 cents.



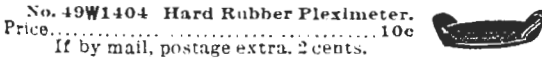
No. 49W1400 **Bridge's Flexible Spring Steel Percussion Hammer.** Price.....50c
 If by mail, postage extra, 4 cents.



No. 49W1401 **Flint's Percussion Hammer.** Price. 35c
 If by mail, postage extra, 5 cents.



No. 49W1403 **Traube's Percussion Hammer.** Price.....45c
 If by mail, postage extra, 5 cents.



No. 49W1404 **Hard Rubber Pleximeter.** Price.....10c
 If by mail, postage extra, 2 cents.



No. 49W1405 **Metal Pleximeter.** Price.....8c
 If by mail, postage extra, 2 cents.



No. 40W1406 **Lead Mallets.** Price.....75c
 If by mail, postage extra, 14 cents.




No. 49W1407 **Rawhide Mallets.** Price.....50c
 If by mail, postage extra, 9 cents.



No. 49W1409 **Diagnostic Tube,** soft rubber with black and white tips. Price.....23c
 If by mail, postage extra, 2 cents.




No. 49W1413 **Es-march's Strap and Chain Tourniquet.** Price.....55c
 If by mail, postage extra, 5 cents.



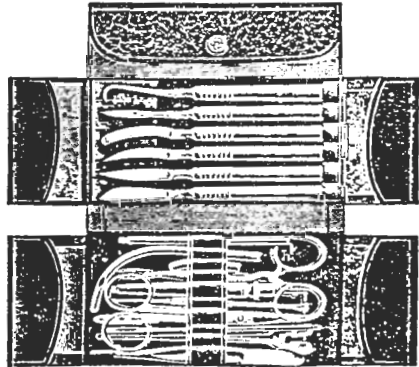
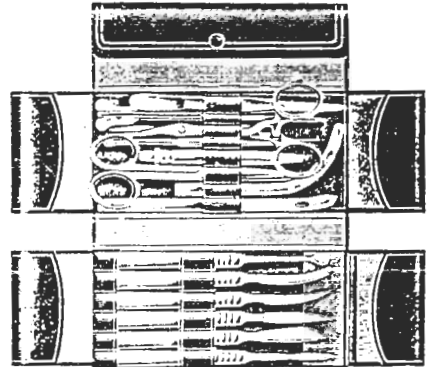
No. 49W1412 **Instantaneous Tourniquet.** Price.....20c
 If by mail, postage extra, 4 cents.

IMPORTANT NOTICE. All our pocket and other instrument cases (except No. 49W1423) which is constructed for dissecting only, contain only the genuine imported highest grade instruments, stamped among physicians. Instrument cases supplied by other houses, as a rule, contain inferior instruments.




No. 49W1423 **Our Handy Vest Pocket Instrument Case,** in seal grain leather, containing 1 scalpel, 1 curved sharp point bistoury, 1 thumb dressing forceps, 1 ear hook and spoon, 1 pair probes, 1 director and tongue tie, 1 pair scissors. Price, per set.....\$2.25
 If by mail, postage extra, 7 cents.

No. 49W1425 **The Surgeon's Ideal Pocket Instrument Set,** in neat leather case, with pocket on side for silk and needles, comprising 1 haemostatic forceps, 1 thumb forceps, 1 combined catheter, 1 pair scissors, 1 ear spoon and hook, 1 director and tongue tie, 1 pair probes, 1 bone curette, 1 curved sharp bistoury, 1 curved probe bistoury, 1 straight bistoury, 1 tenotomy and one scalpel. Price, per set.....\$3.90
 If by mail, postage extra, 12 cents.




No. 49W1430 **Our Aseptic Aluminum Tray Pocket Case.** The knives in this case are set on an aluminum plate which can be detached and sterilized. Contained in fine morocco case. Comprises 1 tenaculum, 1 tenotomy, 1 curved probe bistoury, 1 curved sharp point bistoury, 1 straight bistoury, 1 scalpel, 1 combined male and female catheter with caustic holder, 1 haemostatic forceps, 1 pair scissors, 1 ear spoon and hook, 1 needle holder, 1 pair probes, 1 director and tongue tie, 1 thumb dressing forceps. Price, per set.....\$6.50
 If by mail, postage extra, 15 cents.

No. 49W2065 McKenzie's Condenser, small; will fit Student's Lamp No. 49W2073 and Gas Brackets and Stand, page 45.
Price.....\$2.15
Not mailable.



No. 49W2070 Mirror Bar, to fit condenser
Price, without mirror.....\$1.75
Not mailable.




Student Lamps. Student lamps are universally recognized as the most perfect lamp for reading and studying, because they can be adjusted to any height, and the powerful light is thrown directly upon the book; and as the oil fount is at oneside there is no shadow underneath the lamp. We have handled different makes of student lamps for years and we find that the following line is absolutely the best upon the market, as the mechanism is so perfect that they give no trouble.

This lamp is nickel plated, has center draft burner with removable fount and perfect wick attachment. Fitted with Argand burner which holds the McKenzie condenser, 7-inch dome shade. It will burn nine hours with one filling. Is perfectly safe and reliable. Packed complete in a box for shipment. Weight, 16 pounds.

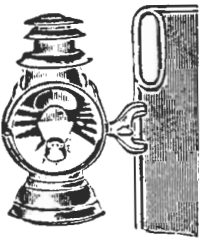
No. 49W2073 With white shade. Price.....\$2.89
No. 49W2074 With green shade. Price..... 3.14
Not mailable.

Our \$4.65 Ideal Student Lamp. This nickel plated lamp is the same style as No. 49W2073, but much larger in every way. Has a 10-inch dome shade and large center draft burner. No. 1 Rochester chimney and wick. The oil fount which is removable for filling, holds one full quart. It will burn seven hours without refilling. Where a very strong light is desired we advise the purchase of this lamp. Shipping weight, 20 pounds.

No. 49W2076 With white shade. Price.....\$4.65
No. 49W2077 With green shade. Price.....\$4.95
Not mailable.




No. 49W2080 Dietz Tubular Driving Lamp. A practical perfect driving lamp, will not blow out, gives a clear white light and has the appearance of a locomotive headlight. Throws light straight forward. Burns kerosene, handsomely finished in Japan. By means of spring on back the lamp can be instantly placed on the front of the dash. By means of the holder it can be attached to either side of the dash. Size, 11 inches high, 6 inches in diameter. Weight, 2½ pounds. Price.....\$2.10
Not mailable.



No. 49W2085 Male Organ Developer, glass.
Price..... 85c
Not mailable.

No. 49W2086 Spermatorrhea Ring. Price.....25c
If by mail, postage extra, 2 cents.



No. 49W2087 Bust Developer. Small size, 3¼ inches in diameter, all metal, very best material. Price.....75c




No. 49W2088 Bust Developer. Large size, 5 inches in diameter.

Price..... 85c
If by mail, postage extra, 10 cents.




No. 49W2090 Magic Flesh Builder and Cupper. An entirely new and scientific invention. Has no equal as a developer. Rebuilds shrunken tissues of the bust, neck, arms and the only method which permanently removes wrinkles and makes the sunken cheek smooth, full and developed. Price.....50c
If by mail, postage extra, 9 cents.

No. 49W2092 Wrinkle Eradicator. This convenient little article will remove wrinkles from around the eyes and nose and any part of the face. It invigorates the skin and keeps a perfect contour of the face. Price.....25c
If by mail, postage extra, 3 cents.




No. 49W2094 Cupping Set. Consists of three glass cups and metal pump in case. Price.....\$2.75



No. 49W2096 Heurteloup's Artificial Leech. Price..... 85c
Postage extra, 8 cents.

No. 49W2098 Spring Bleeding Lance. Price..... 55c
If by mail, postage extra, 4 cents.




No. 49W2100 Thomas' Retroflexion Pessary, five sizes. Price, each.....\$0.18
Per dozen..... 1.85
If by mail, postage extra, each, 2c; per dozen, 10c.



No. 49W2104 Albert Smith's Retroversion Pessary, five sizes. Price, each..... 10c
Per dozen..... 95c
If by mail, postage extra, each, 2c; per dozen, 10c.



No. 49W2107 Thomas' Hodges' Pessary, five sizes. Price, each.....\$0.20
Per dozen..... 1.95
If by mail, postage extra, each, 2c; per dozen, 10c.




No. 49W2110 Hodges' Closed Lever Pessary, five sizes. Price, each..... 10c
Per dozen..... 95c
If by mail, postage extra, each, 2c; per dozen, 10c.



THE ST. LOUIS 1904 X-RAY MACHINE

IS GUARANTEED TO BE SATISFACTORY IN EVERY RESPECT, AND
THE WORKMANSHIP OF SAME IS GUARANTEED BY THE
MANUFACTURER FOR FIVE YEARS :: :: :: :: :: ::



Having Made, through competent and reliable experts, physicians and scientists, entirely disinterested in any stock market today, we know that the Nelson Static and X-Ray Apparatus, and particularly the St. Louis 1904 Static Machine, is at present the most perfect and absolutely reliable and complete apparatus of its kind built in the United States, and if you are ready to place a static machine in your office, we can only recommend that you investigate all other static machines, compare them with the Nelson St. Louis 1904, and you will know that this machine, considered point for point, is the peer of them all. You will know that it is really the only static machine of the highest type sold at a price within the reach of every physician who wishes to own a good static machine, at a price that is only very little higher than the figures asked for the unreliable static machines with which the market is flooded.

Please Do Not Misinterpret This Remark: The unreliable static machines are, of course, static machines that never stand a real test as to their efficiency and reliability. They are, as a rule, cheaply constructed, the main feature being to make them in appearance, at least, look like a good machine. These inferior machines are offered at \$140.00 to \$150.00, sometimes even as low as \$130.00. One manufacturer was willing to supply us a static machine that would look well, and which he claimed could be sold for \$125.00 at a profit. Investigation revealed the fact that the machine really looked well, and when manipulated by the manufacturer himself, under the most favorable conditions, it did some of the static machine work in a fashion, but when put to a final test, it proved insufficient for some of the most important tests for which a static machine is intended. But this was not all, for while this manufacturer offered to furnish with it \$125.00 machine some accessories, the list was not complete, and to make the outfit as complete as it should be, it would have added considerably to its price.

It Simply Means This: In buying one of the cheaply built static machines at the price at which they are offered, \$125.00 to \$135.00, a price which is, of course, very attractive, you will find that by the time your equipment is completed, it will cost you nearly as much as it would cost you to secure for yourself the best static machine in the market today, our Nelson St. Louis 1904 complete. It will mean that instead of a saving you have only succeeded in securing an inferior machine, one that will fail you when you least expect it; when you can at least afford it.

The St. Louis 1904 Static Machine is built upon honor, it is dependable, and besides, it is the finest static machine made in the United States. It is not claimed that this machine that with it you can perform any work that cannot be obtained from any static machine, but we guarantee that the St. Louis 1904 Static Machine will do all that any static machine in existence can and will do, and further, that its equipment is as complete as it should be in order to meet the requirements of the general practitioner.

The St. Louis 1904 Static Machine occupies floor space 6x3½ feet, and is 6 feet 3 inches high. The front parts can be taken off and in this way it will pass through any door in this line. It represents the latest achievement in static machine building. It stands for the "Acme of Perfection" in its line. It is fitted with every known appliance for the convenience of the operator and a is in doing the best work. The cabinet is made of selected quarter sawed oak throughout. Golden oak finish and a piano polish. The base contains two large compartments and two drawers convenient for storing away X-ray tubes, batteries, cords, etc. It has another exclusive idea at present in use in our machine only. This machine is fitted with two sets of large jars, which are both in use at once, being connected in series, that is, the charge from one pair is transmitted to the bases of the other, and thus enormously increasing the voltage, giving great rapidity of spark. This spark is just what is required for high frequency transformation. The jars may also be connected in multiple, doubling the accumulating capacity and increasing the ampere strength of the spark, leaving the voltage or pressure low. The effect is a very fat "heat-splitting" spark. These jars may be instantly disconnected for X-ray work or static insulation. In place of the spark post extending from the baseboard, we have invented a pair of bent arms or elbows, tipped with brass balls into which the cord tips fit. The elbow spark gaps admit of very wide adjustment, and when not in use may be swung out of the way.

EXPRESSLY PUT UP FOR MEDICINAL USE

Kindly remember that these Wines, Brandies, Ryes, Bourbons, etc., are all put up expressly to be used for MEDICINAL PURPOSES

TO physicians prescribing Wines, Brandy, Gin, Rock and Rye. Bourbon, Rye, etc., we furnish a select assortment of the BEST and PUREST, with a positive assurance that each and every bottle is supplied by us in the original package, free from adulteration of any kind, which also applies to goods ordered in bulk.

Our prices are from one-fourth to one-third LOWER than the
prices at which similar goods are usually sold



		Size of Bottle	Per Bottle	4 Bottles in case	PerGallon. Package Inclusive
No. 49W13125	OLD PORT Pure and exquisite	5's	40c	\$1.45	\$1.25
No. 49W13126	ANGELICA Pure and exquisite	5's	40c	1.45	1.25
No. 49W13127	SHERRY Pure and exquisite	5's	40c	1.45	1.25
No. 49W13128	CLARET Pure and exquisite	5's	40c	1.45	1.25
No. 49W13129	TOKAY Pure and exquisite	5's	45c	1.75	1.50
No. 49W13130	MALAGA Pure and exquisite	5's	45c	1.75	1.50
No. 49W13131	MADERIA Pure and exquisite	5's	45c	1.75	1.50



		Size of Bottle	Per Bottle	4 Bottles in Case	Per Gallon
No. 49W13132	NORTHLAND RYE Rich and mellow 7 years old Full quarts	} Qts.	\$0.85	\$3.10	\$2.90
No. 49W13133	8 years old Full quarts				
No. 49W13134	HOUSEHOLD RYE Exquisite 7 years old Full quarts	} Qts.	.90	3.45	3.30
No. 49W13135	8 years old Full quarts				
No. 49W13136	FELLOWSHIP BOURBON 7 years old Full quarts	} Qts.	.85	3.20	3.00
No. 49W13137	8 years old Full quarts				
No. 49W13138	GRANDSIRE BOURBON 7 years old Full quarts	} Qts.	.95	3.60	3.30
No. 49W13139	8 years old Full quarts				
No. 49W13140	CANADIAN PROCESS WHISKEY 8 years old Full quarts	} Qts.	.95	3.60	3.40



Viburneco

SEROLO

A Reliable Uterine Tonic, ALTERATIVE AND SEDATIVE.

Representing in permanent solution and proper therapeutic proportions the active medicinal principles of viburnum opulus, scullcap, aletris, farinosa, dioscorea and villosa in combination with suitable aromatics.

Extensive clinical experience during the past few years has demonstrated the great utility of this excellent preparation in the treatment of all

ORGANIC UTERINE DISORDERS

and allied functional disturbances of the female pelvic organs.



IN THE TREATMENT of dysmenorrhoea, amenorrhoea, menorrhagia, metorrhagia, uterine and ovarian neuralgia, prolapsus, displacement, endometriosis and pelvic cellulitis, Viburneco has proven capable of filling a long felt want of the gynaecologist, and the proper use of this excellent preparation is greatly lessening the need for mutilating surgical operations, the humiliating confession of the modern physician's dependence upon the specialist and the surgeon, while in the vast majority of these cases the indications can be promptly met and the desired results obtained by the employment of proper medicinal therapeutic measures.

VIBURNECO is especially recommended for use in the treatment of those obstinate and long standing cases which have resisted all other treatments, as it is from these cases that the most satisfactory clinical reports have been furnished. Viburneco is the most valuable uterine tonic and sedative for use during pregnancy, overcoming the tendency to habitual abortion, and rendering parturition less painful and dangerous. In the treatment of hysteria and similar nervous phenomena due to pelvic ailments, Viburneco alleviates and speedily cures. In the treatment of vomiting in pregnancy, Viburneco is the most valuable of all remedies. **DOSE:** One-half to one teaspoonful in a wineglass of sweetened water or milk, repeated every fifteen or twenty minutes until relieved, or as often as the physician may direct.

No. 49W8658 Viburneco, 8-ounce bottle. Price, per dozen, \$6.50; each \$0.60
 No. 49W8659 Viburneco, 16-ounce bottle. Price, per dozen, 12.00; each 1.10
 Not mailable on account of size and weight.

Report of Dr. W. A. Callis.

Bowling Green, Ky., May 16, 1904.
 Sears, Roebuck & Co., Chicago, Ill.
 I used the bottle of Viburneco you sent to me and am pleased with results. It is a good remedy and deserves the confidence of the profession.

Report of Dr. Geo. E. Mathews.

Ringwood, N. C., May 17, 1904.
 Sears, Roebuck & Co., Chicago, Ill.
 I wish to say that I obtained the finest and most efficient chemical results in every case where Viburneco was used.

Report of Dr. J. R. Dillinger.

French Lick, Ind., May 14, 1904.
 Sears, Roebuck & Co., Chicago, Ill.
 I have used Viburneco and find it to be a very good remedy where indicated and gives most satisfactory results.

Report of Dr. Roy B. Wright.

Dallas, Tex., May 16, 1904.
 Sears, Roebuck & Co., Chicago, Ill.
 I have used your Viburneco in conditions indicated with good results. From my observations of its action I consider it most satisfactory.

Report of Dr. J. M. Hank.

Tuttle, I. T., May 17, 1904.
 Sears, Roebuck & Co., Chicago, Ill.
 I used Viburneco in a case of dysmenorrhoea with best results.

Report of Dr. Louis M. Coon.

Arion, Iowa, May 20, 1904.
 I highly recommend Viburneco. It is very effective and pleasant to take. I am very much pleased with it.

Report of Dr. H. H. Brown.

Pleasant City, Ohio, May 17, 1904.
 Sears, Roebuck & Co., Chicago, Ill.
 I found Viburneco very satisfactory in a case of dysmenorrhoea. I consider it above the average of such preparations.

Report of Dr. R. L. Hackworth.

Shepherdsville, Ky., May 16, 1904.
 Sears, Roebuck & Co., Chicago, Ill.
 I used Viburneco in a case of ovarian neuralgia with most satisfactory results.

Report of Dr. C. L. Evans.

Oregon, Mo., May 14, 1904.
 Sears, Roebuck & Co., Chicago, Ill.
 I used Viburneco in a severe case of dysmenorrhoea. Results were excellent. Patient tells me it has done more good than any remedy she has ever used. It seems to be an ideal utero-ovarian sedative.

Report of Dr. Geo. E. Welker.

Geneva, N. Y., May 27, 1904.
 Sears, Roebuck & Co., Chicago, Ill.
 The results obtained in using Viburneco in cases of dysmenorrhoea have been most satisfactory.

Historical Perspectives in Pathology and Laboratory Medicine

Medical history teaches us where we come from, where we stand in medicine at the present time, and in what direction we are marching. It is the compass that guides us into the future.

HENRY SIGERIST

From Army Medical Museum to National Museum of Health and Medicine

A Century-Old Institution on the Move

Marc S. Micozzi, MD, PhD; Frank M. Townsend, MD; C. Everett Koop, MD, ScD

The nation's preeminent medical repository is once again an active museum collection for scholars, physicians, medical students, and the public. Founded as the Army Medical Museum in 1862, the museum's collections today housed at the Armed Forces Institute of Pathology (AFIP), Walter Reed Army Medical Center, Washington, DC, consist of over 350 000 historical objects, 17 000 anatomical and pathological specimens, 3000 dry bone specimens, and over 2.2 million archival documents and photographs. The museum began primarily as a medical and surgical research institution during and after the Civil War. The widespread acceptance of the "germ theory" of disease in the 1880s, and the challenges of controlling yellow fever and typhoid fever among American military troops in the late 1890s turned attention to infectious diseases. By World War I, the museum was involved in preventive medicine with vaccination and educational media programs. During World War II, pathology again came to the forefront and has remained so with the establishment of the Army Institute of Pathology and then AFIP. Within the large context of worldwide medical discoveries, the need to train pathologists and physicians to improve health care among American military troops provided an immediate driving force for collection and dissemination of information about trauma and disease. During the entire period since 1862, this

institution also maintained health and medical exhibits open to the public.

THE FOUNDING AND EARLY HISTORY

During the early stages of the American Civil War, public clamor over military medical problems had led to a reorganization of the Union Army Medical Department.¹ One of the results of this action was the founding of the Army Medical Museum in May 1862 by Army Surgeon General William A. Hammond.² The creation of the Army Medical Museum resulted in the first organized medical research effort instituted by the US Government.³ The Army Surgeon General's Library, which had been founded in 1836, was housed in the museum.

Eight years after the museum was established, the writing of the massive work *The Medical and Surgical History of the War of the Rebellion* was begun,⁴ which was finally completed in 1888. The medical portion of this effort was compiled under the direction of Assistant Surgeon Joseph Janvier Woodward, who in 1882 became the first Army medical officer elected president of the American Medical Association. Woodward, who came to the museum from Philadelphia, also accomplished pioneering work in histotechnology,⁵ and microscopy and photomicrography.⁶ The surgical aspects of this great work were the responsibility of the first curator of the museum, Brigade Surgeon John Hill Brinton, who likewise came to the military from the faculty of Jefferson Medical College in Philadelphia.⁷

Accepted for publication August 3, 1990.

From the National Museum of Health and Medicine (Drs Micozzi and Koop); Armed Forces Institute of Pathology (Drs Micozzi and Townsend), Washington, DC; and University of Texas Health Science Center, San Antonio (Dr Townsend).

Reprint requests to the Department of Defense, Armed Forces Institute of Pathology, Washington, DC 20306-6000 (Dr Micozzi).




Fig 1.—The "Old Red Brick," Site of the Army Medical Museum from 1888 to 1968.



Fig 2.—John Shaw Billings. Director of the Army Medical Museum and Surgeon General's Library (1883-1893).

The museum's first home after the Civil War was Ford's Theatre, which was no longer used as a place of entertainment after the assassination of President Abraham Lincoln there in 1865.¹ Museum physicians had performed the autopsies on President Lincoln, and on his assassin, John Wilkes Booth, to clearly establish their causes of death. The Medical Museum and the Surgeon General's Library occupied this building together from 1866 until 1888 when both activities moved to a new building (that eventually became known as the "Old Red Brick") especially constructed for them on the national mall adjacent to the Smithsonian Institution (Fig 1).

The museum's director who masterminded the new building and organized the activities there was John Shaw Billings (Fig 2). While museum director for one decade, Billings devised a system for cataloging the Surgeon General's Library that became the basis for the *Index Medicus* and the National Library of Medicine. He chaired a Commission on the Marine Hospital System whose recommendations led to the establishment of the modern US Public Health Service. Billings designed the curriculum and facilities and recruited the first faculty for the new Johns Hopkins Medical School and Hospital (Baltimore, Md), which revolutionized medical education. He was charged with conducting the national census and helped develop a data collection system that was the forerunner of the IBM punch card. Finally, Billings established what became the world's largest and most comprehensive microscope collection, which today bears his name and is on view to the public in the museum.

From its beginning, the museum had developed laboratories of anatomy, bacteriology, microscopy, pathology, and photography (Fig 3). From here Walter Reed did the work that established the mosquito as the mode of transmission of yellow fever and permitted completion of the Panama Canal

(Fig 4). Frederick Russell developed, tested (on museum volunteers), and manufactured the world's first vaccine against typhoid fever in the Old Red Brick, which protected American troops in World War I.

The museum became somewhat of a focus for the intellectual and scientific life of Washington, DC, in the late 1800s and the famous Cosmos Club was founded there (*Cosmos Club Bulletin*, March 1960:4). The museum staff also maintained an active and close contact with civilian physicians both in this country and in Europe. This European liaison was exemplified by international interest in the museum's collections, as well as various receptions and seminars with notable foreign visitors. In Europe, Wilhelm Roentgen announced the discovery of x-ray film on January 6, 1896. On June 19, 1896, a full-body x-ray film of a 17-year-old girl was taken at the Medical Museum, which had obtained the only x-ray tube in Washington, DC, to locate a 22-caliber projectile in the hip region (Fig 5). Over these years, famous museum scientists and administrators were leaders in the development of medical research and practice in the United States.

THE 20TH CENTURY

During the 20th century, under the direction of such curators and directors as Charles Craig, George Callender, James E. Ash, Raymond Dart, and Elbert DeCoursey, pathology again became the dominant scientific activity in the museum, much like the study of infectious disease had been before and at the turn of the century. After World War II, the name of the Army Medical Museum was changed to The Army Institute of Pathology, and the museum became a component part of the institute. With the creation of the Department of Defense, the name was again changed to the AFIP in 1949. In




Fig 3. — Medical laboratory in the "Old Red Brick" building, Army Medical Museum, at the turn of the century. The first antityphoid vaccine was developed, tested, and manufactured here.




Fig 4. — Major Walter Reed, the conqueror of yellow fever. Reed died of appendicitis in 1902 at the age of 51 years. At the turn of the century, medical knowledge could prevent transmission of yellow fever but could not always prevent death from appendicitis.

1955, the AFIP moved to a new building on the grounds of Walter Reed Army Medical Center. The museum remained on the mall, eventually occupying all of the old building.

Here it also temporarily remained the home for the Army Surgeon General's Library that James Earle Ash had originally suggested separating from the museum. The library subsequently became the National Library of Medicine and was moved out to the campus of the National Institutes of Health in 1962. The additional space made available by the departure of the library permitted an expansion and renewal of the museum exhibition area. Likewise, room was available to better organize the massive collection of historic objects, anatomic and pathologic specimens, and archival documents and photographs.

PUBLIC EXHIBITS AND EDUCATION

The museum had always attracted many visitors since its days in Ford's Theatre. The evolution of an increase in public programs can be related to separation of the Civil War collections from the general anatomic and pathologic material after the 1888 move to the new building, and the 1919 creation of a restricted-access professional museum, as ways of acknowledging the special interests of the medical profession and the general public. In the 1920s, Curators Charles Craig and George Callender stressed the need for a national museum to educate the public in preventive medicine and public health, and also to provide further education for health professionals.¹ During the 1950s and 1960s annual attendance grew from hundreds of thousands to almost 1 million people, making it one of the most popular museums in the nation. In 1962, the

museum building, then known as the Old Red Brick, was designated a National Historic Landmark (Fig 1).

Then, in 1968, the medical museum was torn down to make way for the Hirshhorn Museum and Sculpture Garden, a modern art gallery. In an unprecedented act, the medical museum's historic landmark status² was transferred from the building to the collections. These "landmark" collections were then placed in storage in cardboard boxes to await construction of a new museum facility as an addition to the existing AFIP building at Walter Reed. Not only was a government-owned registered national historic landmark demolished, but no adequate plans were made to replace it. The museum was reopened in its new location in 1971 only to be closed again during the middle of the 1970s to serve as the first home for the Uniformed Services University of the Health Sciences. By the time the museum finally reopened its doors to health professionals and the public, annual attendance had fallen to less than 25 000. During this period, the museum staff had also been reduced from over 60 to fewer than a dozen.

REORGANIZATION TO FORM THE NATIONAL MUSEUM

In 1976, Congress passed new legislation designating the AFIP as the national medical repository. The new statutes place the AFIP under the governance of the Departments of Defense, Health, and Human Services, Veterans Affairs, and the civilian medical community, and establish mechanisms for public-private mutual cooperative efforts in consultation, education, and research. Action on behalf of the museum under the new statutes was to await appointment of a quali-

fied museum director, after a 3-year search, in 1986. One of us (M.M.), a research pathologist at the National Cancer Institute, came to the museum with graduate degrees in epidemiology and anthropology from the University Museum of the University of Pennsylvania, Philadelphia. An ad hoc "blue ribbon" panel was immediately organized to consider the role, scope, auspices, organization, and location of a national medical museum. Appointed by then-AFIP director COL Robert McMeekin, the panel was chaired by Don M. Newman, Under Secretary of Health and Human Services, and included the Surgeon General, a former director of the National Library of Medicine, a Nobel laureate in medicine, the Physician to the US Congress, the Assistant Secretary of the Smithsonian Institution, and other leaders in health, medicine, and museums.

The deliberations of this panel culminated in a national forum on planning the future of the museum in October 1988, cosponsored by the Institute for Alternative Futures of Alexandria, Va, and attended by nearly 100 leaders in government, business, education, health, and medicine. The relocation of the museum once again to a more visible and accessible place in the public and professional life of the country was strongly endorsed by Secretary of Health and Human Services Otis R. Bowen, one of us (C.E.K.), and the new AFIP Director CAPT Robert Karnei. The following month, the AFIP Board of Governors officially applied the designation National Museum of Health and Medicine of the AFIP. Subsequent working groups of panel members and forum participants considered strategic planning, financial development, and establishment of a national "Friends of the Medical Museum" organization.

In June 1989, the National Museum of Health and Medicine Foundation Inc, chaired by one of us (C.E.K.) was incorporated as a private, nonprofit, tax-exempt organization to raise the support required for construction and operation of a new exhibition hall for the museum and for public and professional education programs. Initial significant contributions have been received from the College of American Pathologists, the American Registry of Pathology, the American Society of Clinical Pathologists, the American Medical Association, the McGovern Fund for the Behavioral Sciences, and from major corporations and private individuals. Also in June 1989, a planning office was established under an interagency agreement with the US Public Health Service. Congressional support has recently begun for considering a formal planning grant for a new museum building. One important possible site is the plaza of the Hubert H. Humphrey Building, the headquarters of the Department of Health and Human Services at 200 Independence Ave on the national mall.

CURRENT AND FUTURE DIRECTIONS

Commensurate with these external efforts, programs, staff, and operations have been established and organized to support modern museum and collections management standards and practices. Proper inventory, organization, physical arrangement, security, and controlled environments have been newly provided for the extensive collections to the ex-

LIFE SIZE X-RAY OF A WOMAN

Contributed by Eastman Kodak Co.

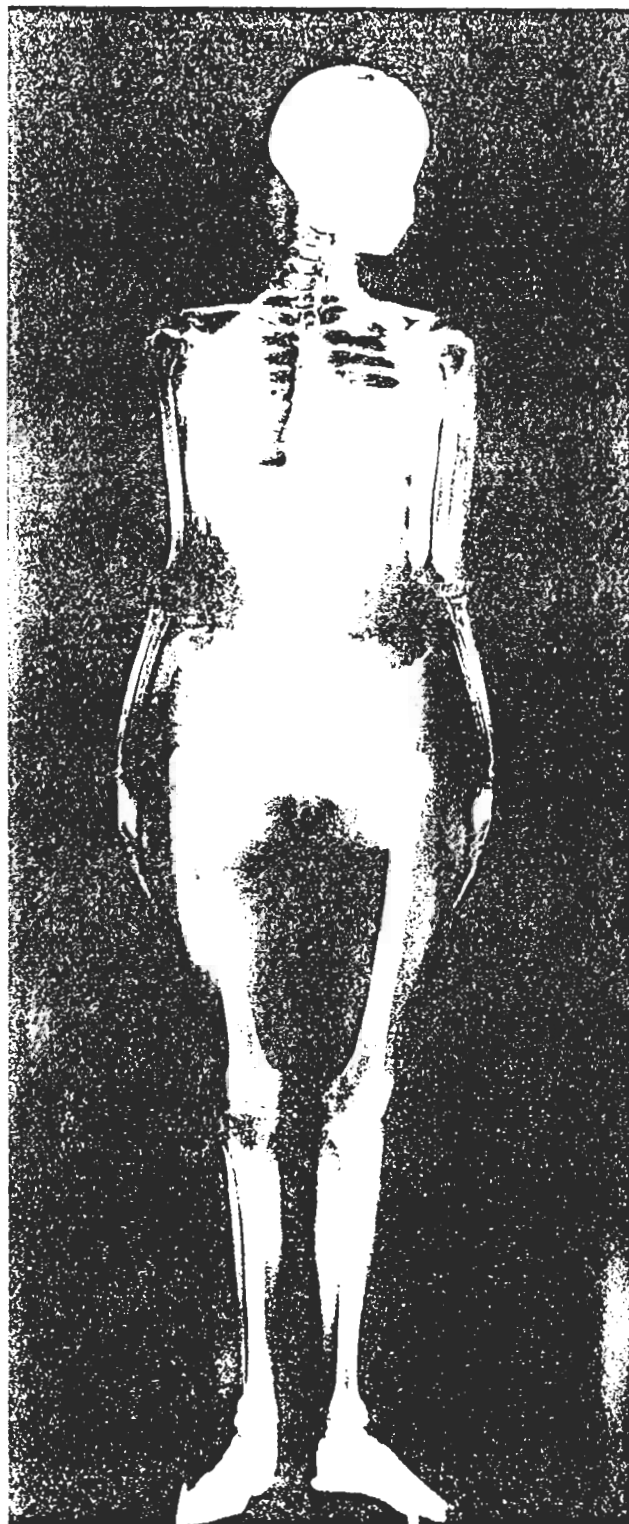


Fig 5.—Full body x-ray film of the kind taken at the medical museum with the first x-ray tube in Washington, DC, in 1896. The museum was performing life-saving x-ray film diagnostic work within 6 months of Roentgen's discovery of the x-ray film in Europe.

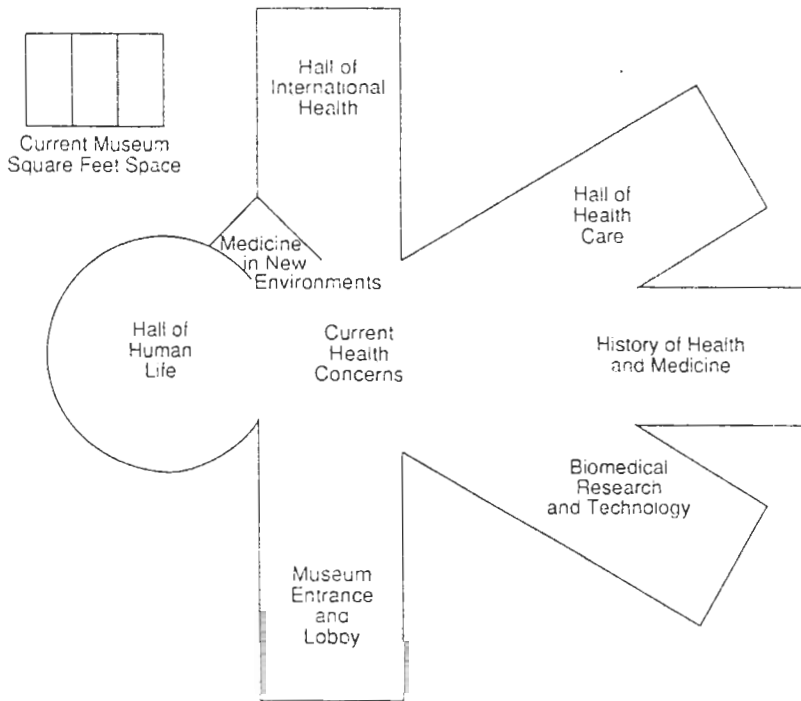


Fig 6.—Building a human museum: conceptual ideogram of a new museum exhibit hall showing subject areas and functional relations. The actual museum may differ depending on the site and on whether an existing or new building will be made available.

tent possible within the limits of the present resources and facility. The first photographic catalogue of the skeletal collection to be produced in the 20th century is currently in progress. Modern inhouse research on this clinically documented collection is changing notions of how bones heal.¹⁰

Of particular interest to pathologists, also, is the Billings Microscope Collection, which took its name in the 1880s when John Shaw Billings added several dozen microscopes to a small but growing collection at the Army Medical Museum. His collector's eye and scientist's knowledge led him to identify and procure examples of some of the world's most significant instruments. Since that time, it has continued to expand steadily into a premier collection that includes thousands of optical and electron microscopes, instruments, preparations, accessories, artifacts from supporting technologies, and catalogs and other marketing materials. The collection has now been computer inventoried and cataloged.¹¹ Approximately 10% is displayed at the museum. Individual items in the collection have been used in international exhibitions and educational film projects, and the collection as a whole has been the subject of recent attention in several scholarly fields, such as the history of scientific instrumentation, history of biological sciences, and medical institutional history (*Caduceus*, Summer 1986.).

The need and role for a national medical repository has become apparent with numerous requests from around the country to acquire priceless medical collections for permanent care and conservation and to make them available for scholarly study and scientific research. The museum has actively acquired 10 important medical collections from around the

country, including the extensive Milton M. Helpern Collection from the Office of the New York City Medical Examiner, the Hans Popper Collection of Hepatopathology, and the well-documented prosthetics collection from the Hospital for Special Surgery at New York Hospital-Cornell Medical Center. While the AFIP continues to receive individual cases for consultation, the museum will continue to acquire medical collections from around the country to make them available here for study and research.

In addition to revitalizing the traditional role of providing educational materials to the professions and the public, a new role is emerging with establishment and organization of standard reference collections of biomedical technology to support biomedical engineers, materials scientists, health industry manufacturers, patent offices, and the judicial system, and international biomedical technology transfer, translation, and training. The museum has also established a conservation laboratory to develop and apply new techniques of preservation and presentation of anatomic and pathologic materials to support undergraduate and graduate medical education. The museum currently provides anatomic and pathologic teaching collections to local area medical schools and will expand this program on a nationwide basis. The museum also offers annual continuing medical education courses for physicians, using its unique collections and displays for teaching purposes, such as the forensic anthropology course for forensic pathologists and medical examiners, and the museum's participation in the annual AFIP seminar series.

The plans for the museum public programs include establishment of exhibition halls on human life, medicine in new environments, international health, health care and

the health professions, history of health and medicine, and biomedical research and technology (Fig 6). The three major goals of these public programs address areas of current national concern: to provide traveling exhibits on important medical issues to communities throughout the country, to describe medicine's greatest achievements and forecast future medical breakthroughs, and to convey the challenges and rewards of a career in the health professions to the nation's young people. The new museum exhibition hall will provide students with more than conventional displays. Dynamic, interactive exhibits, including participation in interactive video with stimulating teachers, will probe the depth of interest and bring to young people the excitement of learning about the human body and about biomedical technology, research, and development. The museum can further

act as an important bridge between the medical professions and the growing self-help and self-care movements among health care consumers.

Health is clearly one of the most critical issues in the United States today, demanding increased public understanding, cooperation, and scientific literacy. Americans need to understand major developments in medicine as well as rapidly changing notions of health care. A truly national museum program in a new location will reach millions of visitors each year and teach millions more through community outreach activities nationwide. The National Museum of Health and Medicine will in the future make an important difference in the nation's knowledge and attitudes about medicine and health, as it has in the past.

References

1. Duncan LC. *Evolution of the Ambulance Corps and Field Hospital*. Washington, DC: Medical Dept of the US Army in the Civil War; 1911:4.
2. *Circular No. 2*. Washington, DC: Surgeon General's Office; 1862. On file, National Archives, Accession No. 421, Circulars, Surgeon General Office, 1862-1865.
3. *Circular No. 3*. Washington, DC: Surgeon General's Office; 1862. On file, National Archives, Accession No. 421, Letter Book No. 30 March 7 to May 30, 1862, Surgeon General Office, 319.
4. *Medical and Surgical History of the War of the Rebellion: Surgical History*. Washington, DC: Government Printing Office; 1870;2(pt 1):453.
5. Leikind MC. *Aniline Dyes: Their Impact on Biology and Medicine*. Washington, DC: Smithsonian Institution; 1957:437. Publication No. 4330.
6. Woodward JJ. Report to the Surgeon General on the magnesium and electric lights as applied to photomicrography. Washington, DC: Surgeon General Office; January 5, 1870.
7. Brinton JH. *Personal Memoirs*. New York, NY: Neale Publishing Co; 1914:180-181.
8. Gilmore HR. Medical aspects of the assassination of Abraham Lincoln. *Proc R Soc Med*. 1954;47:103-108.
9. Craig CF. The Army Medical Museum and the medical profession. *Modern Med*. 1920;2:542.
10. Murphy SP, Sledzik PS, Mann RW, Keiley MA. Macroscopic bone remodeling following trauma: reconsidering the term perimortem. Abstract from the American Academy of Forensic Sciences 42nd annual meeting; February 1990; Cincinnati, Ohio.
11. Purtle HR, ed. *The Billings Microscope Collection of the Medical Museum, Armed Forces Institute of Pathology*, 2nd ed. Washington, DC: Armed Forces Institute of Pathology; 1974.

The National Museum of Health and Medicine Foundation is establishing a nationwide subscription organization for health professionals entitled "Friends of the Medical Museum." Individual, tax-deductible contributions can be sent to the National Museum of Health and Medicine Foundation Inc, Armed Forces Institute of Pathology, Bldg 54, Washington, DC 20306-6000.