



MEDICAL



COLLECTORS



ASSOCIATION

November 25, 1984

Dear Member:

I am pleased to send you the second and final Newsletter for the calendar year 1984. Overall, the association has been proceeding nicely and members are being recruited on an almost daily basis. At the present time our membership officially totals 75 who have fully paid their dues.

Several members suggested that the dues which we set last year were unrealistically low and they were completely correct, expenditures this year have greatly exceeded income. Therefore, in an effort to balance the budget and also to provide an equitable arrangement for all concerned, I am setting dues for the calendar year 1985 at \$35 and will be asking the same dues contribution from dealers as from collectors. I anticipate that dues in future years will be relatively stable at this level. In this regard, included with this Newsletter is a form requesting submission of dues for 1985. I would greatly appreciate it if you could pay these dues using the enclosed form in order to save us the extra expense of mailing out additional dues notices. We are currently in the process of preparing the membership certificates announced in the last letter which have already been printed and need only have the names filled in. I anticipate these certificates will be ready for mailing sometime after January next year and they will be mailed to all paid-up members. Unfortunately, the hospital strike this year prevented us from completing them in time.

The response from members of the association in the form of contributions to the Newsletter has been somewhat less than encouraging. Dr. Norman Medow has been quite helpful and we are including with this issue of the Newsletter pictures of some very interesting items, several of which were submitted by Norman. However, my appeal for additional written material or other types of items from the members has so far gone unheeded. Only Norman responded to the identification article and, unfortunately, neither of us really knows what that particular instrument really is. Please, if you have any free time at all, send me a brief article of interest or a photograph of an interesting item for inclusion in the forthcoming Newsletters. I anticipate that next year we will have at least two Newsletters, and possibly three, depending upon whatever input I get from the membership.

In this regard, I have solicited Professor E. T. Pengelley from the University of California to contribute to a forthcoming Newsletter. Professor Pengelley has toured the medical museums of Europe and has agreed to supply us with a listing of the museums along with comments about them. His specific statement was "I think I can supply a listing with comments on all the major ones and many minor ones". This should be a most interesting and useful listing and, as I say, will be available sometime during next year in one of the early forthcoming Newsletters.

Founder: M. Donald Blaufox, M.D., Ph.D. ..

In addition to Professor Pengelley's anticipated contribution, we are fortunate to have in this issue of the Newsletter a reprinting of an article entitled "Six Criteria of Rarity in Antiquarian Books" which was excerpted from Catalogue 13 of Jeremy Norman, Jeremy Norman and Company, Inc. Mr. Norman has graciously consented to allow me to reprint this most concise and interesting review of medical book collecting, which should be of general interest to those of the membership who collect rare medical books or who purchase books to complement their instrument or ephemera collections.

The ongoing features in the Newsletter for this issue include the items mentioned above, which are in my collection and Norm Medow's, and which represent unusual and quite interesting objects. There is an object for identification which is unlike the previous unknown item, something that many of you should have no trouble with, and once again we are including photographs of a patent model along with photocopies of two original patent applications. It is interesting to note that one of the items included in this issue was patented on the same date by the same individual as the vaccinator in the last Newsletter. I don't have an example of the lancet described but if anyone does we can print the photo next year.

An additional enclosure with this Newsletter is taken from the newspaper of the Albert Einstein College of Medicine, which featured an article on my own personal collection this year. This contains several high quality photographs taken by a professional photographer and I thought copies of the article might be of interest to the membership.

The Wants and Offerings lists have been greatly expanded, in keeping with submissions by new and previously established members. In addition, now that the membership has reached a significant size, I am considering the possibility of putting together a format for formal advertising with a specific charge. Several of the dealer members have offered to help publicize the existence of the association, however, I have not noted any recent announcements. I certainly would appreciate any help that any collector members or dealer members could offer in spreading the word about the association so that we could expand our membership and provide a broader service to the community.

Since the membership seems to be firmly established, I have proceeded to recruit members from outside the United States and I anticipate that this portion of the membership will be growing rapidly. As in the previous issue, I welcome any suggestions for changes in format or modification of format so that the Newsletter can best serve the interests of the membership.

Dr. Anne Young, who has recently joined the association, has made a special offer to members of the Medical Collectors Association which commences Autumn 1985. She offers individuals the opportunity to spend a week in England as a paying guest in a medical or surgical household with a collector of medical antiques. She will cater for the individual's needs and guide them to dealers in London and elsewhere. Accompanied or unaccompanied visits will be organized to specialist London auctions, museums with medical exhibits, Portobello and Bermundy markets, etc. Itineraries will be arranged to fit in with individual interests. Those individuals interested in this most attractive offer should

One final item concerns a meeting. A number of members have indicated their interest in a meeting and the clustering of membership seems to be around the northeast so that something in the general New York area would be most convenient. I would be happy to work with anybody in the association who is interested in organizing a meeting, but I do not believe that my time commitments at this time make it possible for me to take primary responsibility in this area. If anyone wishes to put together a meeting, at which we could have a scientific session to discuss things related to our mutual collecting interests and perhaps also a barter and trade, or buy, session in conjunction with the meeting, I think this would be greatly appreciated by the membership at large. If anyone is interested in taking the responsibility of organizing this please let me know. Judging from the comments, the best time would be during the summer.

PLEASE NOTE: The list of the entire membership will be published in the first Newsletter each year. Subsequent Newsletters will contain only names and addresses of people who have joined in the interim.

Sincerely,

M. Donald Blaurock, M.D., Ph.D.

REMEMBER OUR SUCCESS DEPENDS ON CONTRIBUTIONS AND SUGGESTIONS
TO THE NEWSLETTERS FROM THE MEMBERS



RICH MAN POOR MAN

The following two pages contain pictures of two interesting examples of surgical compendiums. The first is a highly sophisticated instrument belonging to Dr. Norman Medow. It is probably mid to late 18th century and of origin in Spain or North Africa. It is made of steel blades encased in brass or gilded metal, which is partially covered with horn. The two brass retractors have agate mounts and the blades are partially hand decorated in a checkered design. The knife and axe blades are marked with the Cutler's cipher (perhaps one of the members has more information concerning this or a more specific knowledge of the origin of the piece). The blades include a saw, knife, axe, forceps, probe, two retractors, and a guide or probe. The closed length is 3.75 inches and the open length to the end of the axe is 7.5 inches.



The other piece is probably American in origin and is shown on the second page following this description. It resembles a typical 18th century steel veterinary bleeder in form, except that it has a very different configuration of blades. There are a total of 10 blades, all of which are made of steel with a casing made of etched steel and a hand placed rivet holding the blades in place. The total length of the casing is 3 inches. The blades include four bleeders, three scalpels of differing shapes for differing purposes, a probe, a small medicinal corkscrew and what appears to be a blade which has serrated edges and a file on its surface which could conceivably have served as a small saw. On the file-saw blade, there is a grip for opening the knife, on which is inscribed the letters ANOZOC. These letters do not conform to a Roman numeral date and are presumably a name. If anybody in the membership knows the meaning of this term, we would certainly be glad to hear it.

So then these two instruments are interesting examples, one highly sophisticated and continental and the other quite crude and probably American in origin of multiple purpose pocket surgical instruments. Both apparently date to the 18th century.

3



Y 13



CAN YOU IDENTIFY THIS?

Material: Wood, copper, brass, glass, rubber
Maker: Arnold and Sons
Presumed Use: Surgical
Date: Circa 1890



I think this is a:

From:

Please return to M. Donald Blafox, M.D., Ph.D.

United States Patent Office.

IMPROVEMENT IN PESSARIES.

J. P. WILLMS, OF BALTIMORE, MARYLAND.

Letters Patent No. 60,312, dated December 4, 1866.

SPECIFICATION.

TO ALL WHOM IT MAY CONCERN:

Be it known that I, JOHN PETER WILLMS, of the city and county of Baltimore, and State of Maryland, have invented a new and improved Pessary; and I do hereby declare the following to be a full, clear, and exact description of the same, sufficient to enable others skilled in the art to which my invention appertains to make and use the same, reference being had to the accompanying drawings, forming a part of this specification, in which—

Figure 1 is a view of the instrument with the lobes collapsed, and the stem uncovered.

Figure 2 is a view with the lobes partially expanded, and the stem covered with a sleeve for the protection of the working parts.

Figure 3 is a view of a single detached lobe.

Figure 4 is a view of the stem and hinges, the lobes being removed and hinge expanded.

Figure 5 is a view of the stem and hinge, the lobes removed and the hinge collapsed.

The lobes are hinged at the end of the stem, and are so arranged and constructed as to collapse while being introduced into the vagina; they open forward, (relatively to the person,) the lobes and stem permitting the free discharge of the secretions; the machinery being within and upon the stem, and covered by a sleeve of non-absorbent material; the lobes are uncovered and made of single pieces of hard rubber, ivory, or analagous material, and are unencumbered by the interposition between them of any part of the machinery whose presence would limit their motions, and whose protection would involve interference with the discharge of the secretions, and possibly necessitate the covering of the lobes and machinery in a common casing.

In the drawings, A A are the lobes, joined by the plates F, and hinge *b*; the lobes are made of single annular pieces of ivory, hard rubber, or analagous material, and are opened by means of the rotation of the handle D, whose threaded portion E is swiveled into the end of the stem C, which is attached to the hinge of the lobes. The screw E, as the handle D is rotated, moves in the nut at the junction of the arms B, to whose ends the plates F are so pivoted that, as the stem C is projected or withdrawn, opening or closing the lobes, the latter vibrate upon the sockets on the ends of the arms, which limit their outward motion. The plates F are imbedded in the material of the lobes, and secured by rivets; those portions of the apparatus between the hinge and the handle D are covered and protected by a sleeve, G, of rubber or other non-absorbent elastic material. And the machinery, by being embraced within the space between the hinge and the handle, in no case becomes a barrier to the collapse of the lobes, and is covered by a sleeve of moderate size, which does not prevent the discharge of the secretions, and permits the lobes, thus clear of encumbrance, to be made of single pieces of hard rubber, or ivory, which will not retain impurities, admit of being most readily and thoroughly cleansed, and cannot exert any deleterious influence upon the parts bearing upon them.

The nature of the motion of my apparatus is, to thrust the joining portion of the lobes backward and against the uterus, while the lobes expand forwardly, (relatively to the person,) a motion new in itself, and involving substantial differences of construction from any others with which I am acquainted.

Having described my invention, what I claim as new, and desire to secure by Letters Patent, is—

The lobes A, opening forwardly, relatively to the person, and operated by a swiveled screw and stem between the arms B, substantially as described and represented.

J. P. WILLMS.

Witnesses:

CHAS. L. DE CHARLIER,

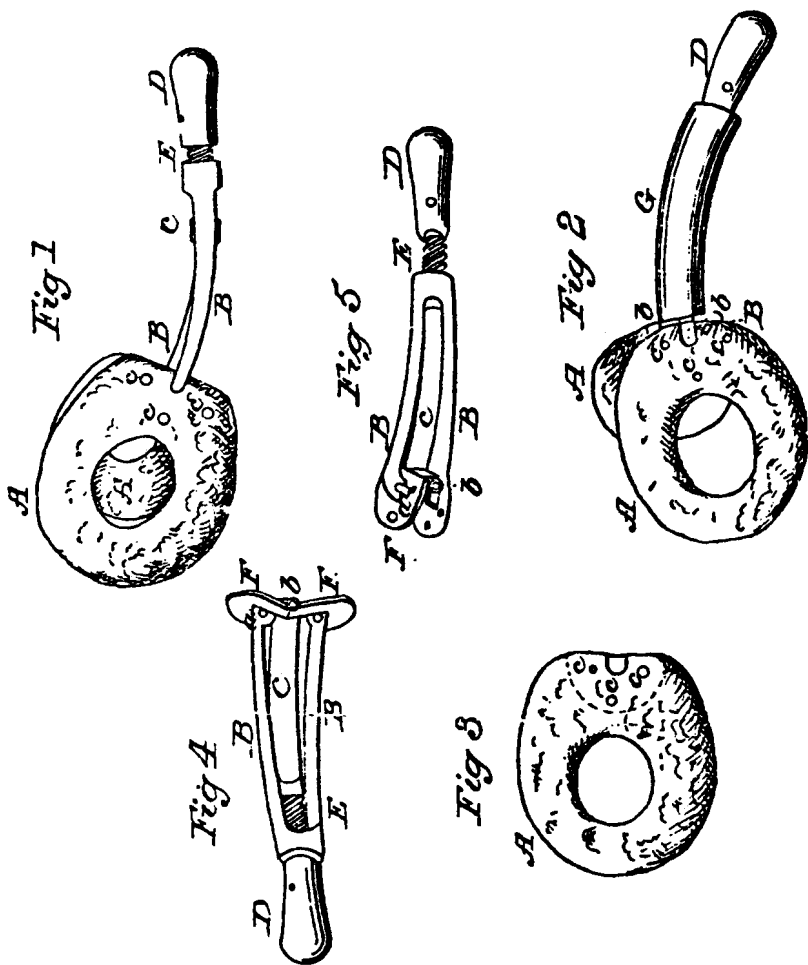
CHAS. REDDENASE.

J. P. Willens,

Peppary,

N^o 60,312.


Patented Dec. 4, 1866.



Witnesses:

Chas L. de Charlier
L. L. G.
Chas Reddick

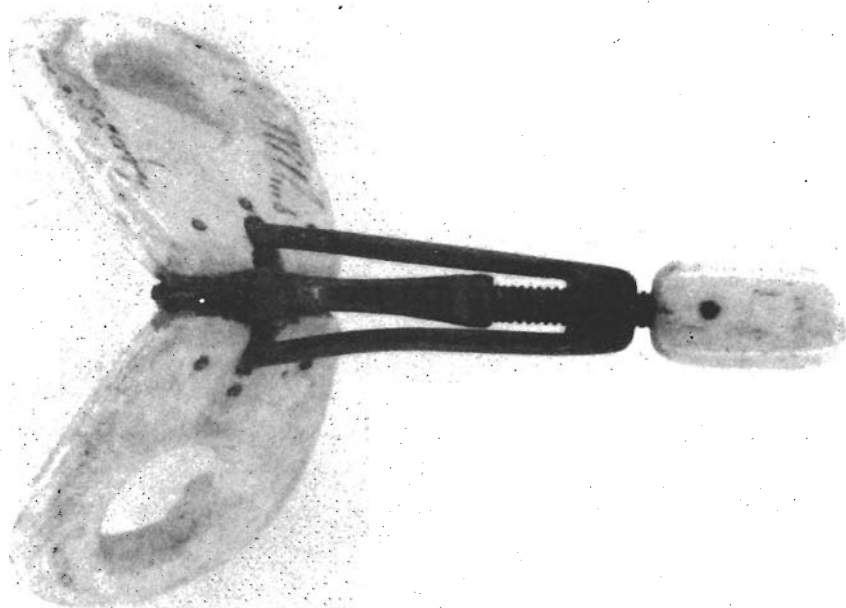
Inventor:
J. P. Willens



No 60,312² 1.

G. P. Willms.
- Pessary. -

Patented Dec. 4th
1866



UNITED STATES PATENT OFFICE.

JAMES W. W. GORDON, OF CATONSVILLE, MARYLAND.

SPRING-LANCET.

Specification of Letters Patent No. 16,479, dated January 27, 1957.

To all whom it may concern:

Be it known that I, JAS. W. W. GORDON, of Catonsville, in the county of Baltimore and State of Maryland, have invented certain new and useful Improvements in Spring-Lancets; and I do hereby declare that the following is a full, clear, and exact description of the same, reference being had to the accompanying drawings, making a part of this specification.

The nature of my improvement of the ordinary spring lancet consists in so providing it with a shield, that a certainty of depth in the incision shall be secured and thus all danger of transfixing the vein is obviated, the movable shield serving also as a means of giving the same depth to the cut of the fleam when new, as after repeated sharpenings, its simplicity preventing any liability of accident, and the expense of construction is very slightly increased over those now in use. The lancet being constructed independent of the shield, in which it slides and being confined therein by a set screw, it will be noticed that the blade will enter the vein at the same angle irrespective of the depth to which the instrument is regulated, and should the set screw accidentally become loose, the only effect would be, that of the lancet retreating from the vein by the sliding thereof in the shields or graduated. The trigger differs from those of the ordinary spring lancet by being formed with greater breadth and in the number of notches; the object thereof being that of overcoming a difficulty which would otherwise result of obtaining sufficient force of the main spring in bleeding shallow. In that case the handle of the spring is drawn back to the farthest notch, and to the shoulder of the lancet frame; then the mainspring will have its tension.

In the accompanying drawings Figure 1, shows the side of the shield with its set screw retaining the lancet frame (see in red dotted line) as drawn toward the back

edge of the shield, the fleam in this case will cut shallow. In Fig. 2, the frame is slid across the shield (within which it lies) to the front edge, and in that case the fleam will cut deeply. Fig. 3 is a top view with the slide removed. Fig. 4 is a top and edge view of the shield; Fig. 5, a top and side view of the slide exhibiting the trigger.

The shield (*a a*) is formed of metal and of a sufficient width to allow the lancet frame *b b* to be moved from side to side thereof. A slot or opening (*c c*) is made in it, for the purpose of allowing the neck of the set screw (*d*) to pass through it; a nut or female screw is formed in the thickness of the lancet frame to fit the screw of (*d*). The fleam and springs are of the character usually employed in spring lancets, and the lancet is closed within the shield by the slide (*e*) in the usual manner of such lancets.

(*f*) is the trigger made broad at its catch end, so as to receive 3 or 4 nicks instead of one to accommodate the change of the spring as the lancet frame is moved from side to side of the shield.

The mode of employing the shield in regulating the depth will readily be understood and its use as a gage for the cut of the lancet is important. The lancet and shield after the set screw is tightened is held to the vein in the same manner as the ordinary spring lancet, and the trigger liberated by pressing thereon.

Having described my improvement what I desire to secure by Letters Patent is—

The providing the ordinary spring lancet with a sliding shield *a a* having a movement from side to side in the manner and for the purposes set forth.

In testimony whereof I have signed my name before two witnesses.

J. W. W. GORDON.

Witnesses:

JOHN F. CLARK,

JOHN S. HOLLINGSHEAD.

J. W. W. Gordon,

Landet,

N^o 16,479,

Patented Jan. 27, 1857.

Fig: 1.

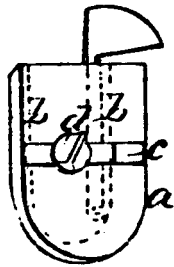


Fig: 2.

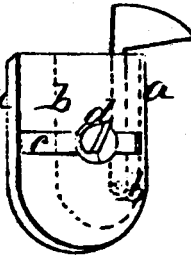


Fig: 3.




Fig: 4.

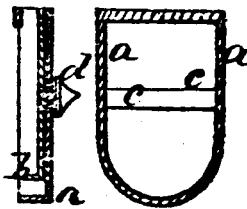



Fig: 5.



The Six Criteria of Rarity in Antiquarian Books

As an antiquarian bookseller, I am frequently asked to define "antiquarian" or "rare" books. To some extent these two relatively vague but omnipresent terms are used interchangeably in the trade. Nevertheless, they have subtly different connotations. Antiquarian, like antique, suggests something both old and collectible; that is, a book one would want to preserve both for its age alone and also for its intrinsic interest as an object. The term "antiquarian" encompasses the ordinary second-hand book. By contrast, the term "rare" connotes something definitely valuable. How do we define the special category of antiquarian books called rare books?

To be valuable in the market place and thus command a premium price, a book must satisfy at least one, and usually more, of six criteria. First is scarcity of copies. Books printed in editions of 25,000 copies or more usually do not become rare. On the other hand we can all think of family memoirs privately printed in editions of perhaps a dozen or less copies for distribution to family members. Most of these extremely scarce books have no interest whatsoever to anyone outside of the families concerned, and are frequently close to worthless unless they concern a figure of historic importance.


Scarcity by itself is thus not usually enough to make a book rare, but should such privately printed memoirs directly concern the childhood of a president of the United States, for example, the memoirs would also fulfill the second of the five criteria, namely what I call substantive importance, or the significance of the book's contents. The book may be a first edition of a classic in English literature, the first account of a historic exploration of part of America, the first account of a major voyage of discovery, or the first publication of a great scientific or medical discovery, like hundreds of the items in the present catalogue. First editions are usually the most prized, but significant other editions are also sought, especially those with important revisions by the author, or first English translations of works originally published in other languages.

Without having any substantive importance, a book may be highly valued by collectors because of its characteristics as a physical object. It may be printed on an exotic paper or perhaps on vellum. Its binding may be a work of art, or its illustrations may be the work of a great artist. Perhaps the book was produced by a great printer or printed in a bizarre typeface or in a peculiar format. Occasionally we have seen triangular books or even round books in spherical bindings which open like the halves of a grapefruit. A few years ago, one of my German colleagues, Gunnar Kaldewey, issued an elegant fan-shaped catalogue to describe an important collection of early fans—defi-

nately one of the most unusual sales catalogues ever published. Given time, this catalogue may become a rare book.

The factor of "imprint" constitutes the fourth criterion. (I call it "imprint" after the bibliographic term meaning place and date of publication.) We all know that the first books printed in 15th century Europe are rare, and many later books are rare because they were printed in a special place or at a special time, for instance, the first book printed in Antarctica or the first book printed on a submarine. Future collectors will no doubt passionately seek the first books printed in outer space.

Unable to meet any of the first four criteria, a book still might command a very high price because of the criterion of association. Give me the most common Gideon Bible, of which vast numbers are printed every year, with the authentic signature of T. S. Eliot and his notes in the margins, and I will show you a very rare and valuable book, indeed. Likewise, a 25th printing of Eliot's *Collected Poems*, ostensibly worth about \$5, could easily be worth more than 100 times that amount if it bore a presentation inscription in Eliot's hand and an unpublished manuscript poem by Eliot penned on a flyleaf. We always describe



782. Whatever the description of rarity, people approach the collecting of rare books with varying degrees of seriousness. Witness the bookplate of the otherwise distinguished anesthesiologist Arno B. Luckhardt (1885–1957) who introduced ethylene in anesthesia (G-M 5705).

significant associations in our catalogue descriptions and you will find numerous important association copies in this catalogue. Two examples are items 92. Blundell (the author's own extensively annotated and revised copy), and 594. Osler (an interesting but not otherwise particularly rare book made valuable by Osler's presentation inscription).

Our sixth and last criterion is condition. Many common first editions of 20th century novels clutter up the shelves of Salvation Army bookstores, waiting to be pulped, while a mint copy of such a book in a perfect dust jacket might fetch a spectacularly high price. The point is that many common books are extremely difficult to find in condition fine enough to satisfy the discriminating collector. With truly scarce books which hardly ever appear for sale, one obviously cannot be so discriminating about condition, and our evaluation of condition is made relative to the particular book involved. Even the finest copy of a seventeenth century medical book might be rebacked, but few would want a rebacked or rebound copy of a book by the 20th century neurosurgeon, Harvey Cushing, unless the binding was particularly handsome, or made for presentation, etc. As long as we bear in mind that condition is relative, it must play a prominent role in evaluating the rarity of any book.

These remarks hopefully will suffice as a brief outline of the six criteria by which I believe any rare book may be judged: scarcity, substantive importance, physical characteristics, imprint, association, and condition. All rare books must fulfill at least one of the criteria. Some may fulfill several, or in the exceptional situation, even all six. The six criteria apply as much to the rare medical books in this catalogue as to books on any other subject. One should bear in mind that substantive importance is open to re-evaluation over the years. Particularly in literature and art, tastes in collecting are subject to fads and fashions. Will that presently rare book about the recently deceased Elvis Presley be valuable twenty years from now? This is hard to say. In the sciences fads and fashions are much more subdued. Because concrete discoveries are involved we can be more objective in identifying the permanent classics in each scientific field. The six criteria of rarity I have outlined here will not help us evaluate the historical significance or substantive importance of the rare medical books described in this catalogue, but once this criterion has been satisfied, consideration of the other criteria may help us evaluate the desirability of particular books being offered.

I would be happy to receive your comments and suggestions on my choice of criteria in the definition of rarity.

Jeremy M. Norman